









**VISHWA BHARATI PUBLIC SCHOOL,
GREATER NOIDA
SESSION 2023-24
SYLLABUS
CLASS – 2**




**“Education is not the learning of facts,
but the training of the mind
to think.”**

-Albert Einstein

SUBJECT: ENGLISH
MARIGOLD BOOK-2 TEXT BOOK IN ENGLISH
ESSENTIALS OF ENGLISH GRAMMAR AND COMPOSITION

Months	Lesson	Grammar Topics	Vocabulary	Activities	Learning outcomes
April	Unit -1 Poem - First Day at School Haldi's Adventure * Chapter-1, 2,3 	1) The Sentence. 2) Question and Statement. 3) Jumbled sentences.	unlock obedient quick escape arrange ceiling gather wag mend scream	Students will do a group conversation asking questions and giving answers to them.	Learn to form sentences and to identify words in sentences that should begin with capital letters. Expresses verbally his/her experience of the first day in the class using simple sentences.
May	Unit -2 Poem - I am Lucky!! Want * Chapter -4,5,6 	1) Naming words 2) Special names 1) Singular and Plural	greedy price avoids describe island hilarious support honest resemble bounce damp gaze	Draw pictures of any five naming words which you see in your bag. 	Learn to identify singular and plural nouns and spell plural nouns correctly.
July	Unit -3 Poem - A Smile The Wind and the Sun * Chapter -7,8,9	1) Possessive with 's 2) Describing words 3) Comparisons	friendly annoy tumble blend search nibble shiver discard crunchy delicious arrive curious	Speaking Activity -Speak 4 to 5 lines on 'What would you do if you had a magic wand?'	Vocabulary building by doing comparisons and learn to show possession

					in sentences using 's.
August	Unit -4 Poem– Rain Storm in the Garden * Worksheet -4&5 	1) Articles 2) Antonyms 3) Possessive with 's 4) Homophones 3) Punctuation - Use of question mark	amaze wonderful opinion famous discover bumpy apparel treasure distract litter variety flexible conclusionpredict marvelous	Make a colorful poster on Rainy day. 	Vocabulary enhancement related to different sources of water & the creatures that crawl. Identify & use articles in speech and writing.
September	Unit - 5 Poem - Zoo Manners Funny Bunny *Chapter – 13, 14, 15 	1) Object pronouns 2) Action/Doing words 3) Use of is, am, are.	appear observed greasy dessert illustrate enormous gather imagination orchard language occasion perfect vanish	Picture reading- Guess the action words.	Learn to identify and use object pronouns in Sentences. Developing writing skills by making constructive sentences.
October	Unit-6 Poem- Mr. Nobody Curlylocks and the Three Bears *Chapter-16, 17, 18	1) Past tense of be- was, were 2) Possession- have, has, had.	keen crooked information exercise harsh dawn dusk enjoy frown noticed excellence	Students will bring their favorite toy and speak few lines on it.	Students will know the form of a sentence and will be able to tell and write about what has happened in the past.
November	Unit-7 Poem- On My Blackboard I can Draw	1) G- goes, do does 2) Is Am Are with -ing Form of Doing Words.	mild skill conducts audible overjoyed compel moist	Students will write five lines on what they did in school.	Learn where to regular and irregular verbs.

	<p>Make It Shorter</p> <p>*Chapter-19, 20, 21</p>	<p>3) It happened Yesterday- Past tense</p>	<p>occur different approach commute</p>		
December	<p>Unit-8</p> <p>Poem- I Am the Music Man</p> <p>The Mumbai Musicians</p> <p>* Chapter -25,26</p>	<p>1) Short forms</p> <p>2) Adverbs of place</p> <p>3) Connectors</p>	<p>admire constant excess fence</p> <p>hiking task airtight scar tactful entertaining gain scarcity zeal</p>	<p>Show and tell activity- Describe a place</p>	<p>Learning about different types of musical instruments.</p> <p>Usage of position words in sentences and speech will enhance their vocabulary.</p>
January	<p>Unit-9</p> <p>Poem- Granny</p> <p>Granny Please Comb my Hair</p> <p>The Magic Porridge Pot</p>  <p>*Chapter-25, 26</p>	<p>1) Wh- questions- What, Where, When, Why, Who, Which</p> <p>2) Understanding words- Homophones, words with silent letters,</p>	<p>label shore summarize pale volunteer danger sway</p>	<p>Speak 4-5 lines about your favorite character from Aesop fables</p>	<p>Love for grandparents and sharing and caring through word building and talking to grandparents.</p> <p>Learning Wh- words.</p>
February/ March	<p>Unit-10</p> <p>Poem- Strange Talk</p> <p>The Grasshopper and the Ant</p> <p>*Chapter- 27, 28</p> 	<p>1) Comprehension</p> <p>2) Composition</p>	<p>reflect contrast vision fur design occupy ignore attention tantrum feeble luxury quest cooperate charity fright instrument prefer defend</p>	<p>Reading aloud- Read a newspaper column.</p> 	<p>Learn to read and answer-unseen passage.</p> <p>Develop writing skills by making constructive sentences</p>

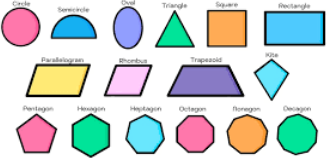

			frequency usually shelter		
--	--	--	---------------------------------	--	--




Project:

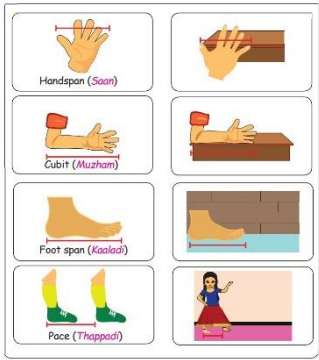
- TERM I** -On A-4 size sheet paste, cut-outs/draw/ use paper folding to show the garden of your dreams. Also,mention the describing words on the picture describing that particular thing.
- TERM II - I HAVE GOT WINGS-** Imagine you get up in the morning to find out that you have got wings for aday. Write five sentences about your activities throughout that day. Paste / draw related pictures.

SUBJECT: MATHEMATICS

BOOK PRESCRIBED: MATH-MAGIC BOOK -2 (NCERT)

Months	Topics	Sub Topics	Activities	Learning Outcomes
April-May	Chapter - 1 What is Long, what is Round?	Shapes of different objects and properties What Rolls, What Slides? Identification of various shapes 	Numbers: My Tiny Tree By using paper and colors.	Sort 2-D shapes and 3-D objects. Describe, compare and draw 2-D and 3-D shapes. Find out which objects will roll or slide?
	Chapter - 2 Counting in Groups	Counting in groups Identifying more or less Ordinal numbers	Draw your body parts that are in pair.	Count the objects in group. Demonstrate if a number is even or odd.
	Chapter - 3 How Much Can You Carry?	Pictorial representation Heavier or Lighter (comparison) Determining the weight of an object 	Paste / draw pictures of any 4 objects in your room that you cannot carry alone.	Describe order or relative position using ordinal numbers. Read pictographs. Compare and order objects by mass. Use of a balance to measure weight.
July	Chapter - 4 Counting in Tens	Counting numbers in group of tens Addition and subtraction of figures in tens	Show various numbers by using sticky stars in group of tens.	Represent numbers by making groups of 10. Represent and describe numbers up to 100, concretely, pictorially and symbolically.

August	Chapter -5 Patterns	<p>Observing pattern in nature Patterns using different shapes Leaf pattern Number pattern</p> 	<p>Collect some leaves or matchsticks arrange them in different patterns.</p>	<p>Predict an element in a repeating pattern using a variety of strategies.</p> <p>Demonstrate an understanding of increasing patterns by describing, reproducing, extending and creating.</p>
September	<p>Chapter -6 Footprints</p> <p>Chapter -7 Jugs and Mugs</p>	<p>Matching of footprints Tracing 2-D shapes Use different perspectives to draw objects Looking shapes from different angles</p> <p>Make and enjoy lemon drink Capacity Comparison of capacity Thirsty Crow (Story)</p>	<p>Make your own picture using different shapes like square, rectangle, circle and triangle.</p>  <p>Draw / paste pictures of containers that can hold more water. Make a poster showing ways to save water every day.</p>	<p>Describe the characteristics of 3-D and 2-D shapes and analyze. The relationships among them.</p> <p>Compare and measure capacity.</p>
October	Chapter -8 Tens and Ones	<p>Indian currency Place value</p> 	Use playing cards and show them as tens and ones.	<p>Count and make combinations of coins and notes.</p> <p>Represent numbers in tens and ones.</p>

November	Chapter-9 My Fun Day	Days of a week Months in a year Calendar	Write the names of any 5 festivals and write the names of months it comes in a tabular form.	Learn days in a week and months in a year.
	Chapter-10 Add Our Points	Addition by counting forwards. Missing Numbers		Count objects very easily by forward counting.
December & January	Chapter-11 Lines and Lines	Standing, sleeping, curved lines. Alphabets and different drawing with the help of these lines. More /less Pictorial Addition Vertical Addition Subtraction Pictorial subtraction Vertical subtraction Problem sums on addition and subtraction.	Draw 5 shapes using standing sleeping and curved lines Paste stickers and add any 2 numbers which come in the table of 8.	Identify different objects with standing, sleeping, curved lines. Demonstrative the concept of give and take in day -to-day life.
	Chapter- 13 The Longest Step.	Measurement (Non – standard units like handspan, footstep, fingers.)	Make a record of any 5- items in your home by measuring with non- standard units.	Have an approximate idea of measurement without instruments.
February	Chapter- 14 Birds Come, Birds Go	Addition and subtraction by making groups of ten.		Learn addition and subtraction by making groups.

March	Chapter- 15 How many ponytails	Count and write objects	Different count and write the names of students in your class. Counting swiftly whose names start with the same letter as yours.	Represent numbers by counting swiftly.
--------------	-----------------------------------	-------------------------	--	--

PROJECT - TERM I

- **Make a scenery using cut-outs of various shapes on A-4 sheet.**
- **Make patterns using waste material.**


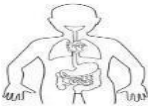

TERM II




- **Make time-table of your class on a colored pastel sheet.**
- **Make a beautiful poster using standing, sleeping and curved lines.**




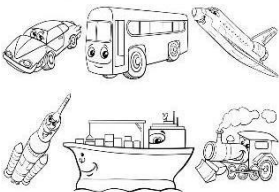

SUBJECT: EVS

TERM WISE SYLLABUS: CLASS 2

BOOK PRESCRIBED: MILLENNIUM 'S MY GREENWORLD

MONTH	TOPIC	SUB TOPIC	ACTIVITIES	LEARNING OUTCOMES
April-May	UNIT-1 ME AND MY BODY L-1 Body And HealthL-2 Inside My Body 	Different body parts and Sense Organs. Uses of different body parts. Coordination of different body parts. Internal organs and external Organs Functions of different organs	List three activities in which at least two body parts are used together. Draw a human body picture and show internal organs on it. 	Learning about Internal and External body parts. How to keep our body healthy.
July	UNIT-II: My SURROUNDINGS L-3 Family and Friend L-4 Houses We Live in 	Types of Families. Family Time, my family and my friends. Types of Houses and different houses in different places.	Speak a few lines about your family. Draw and color your favorite type of house on a placard and speak few lines about it.	Learn about different types of families. Learn about different types of houses and their importance in our life

August	UNIT-III: MY HABITS L-5 Food We Eat L-6Clothes We Wear	Different types of Foods- Vegetarian and Non-Vegetarian Food Balanced Diet. Need of Clothes Types of Clothes and their Uses.	Live activity on Healthy food –MY RAINBOW PLATE Table manners activity Collect the fabric that are used for different seasons and paste them on A-4 sheet. TABLE MANNERS 	Difference between healthy and junk food. Clothes worn in different seasons.
September	UNIT-IV:MY NEIGHBOURHOOD  L-8Days to Celebrate L-10 Neighbourhood Services	National Festivals, Religious Festivals, Harvest Festivals Useful neighborhood services	Draw, color/paste anyone picture of festival you love the most on an A-4 size sheet and write five lines about it. Paste 5 pictures of people of different Professions.	Learn about different neighborhood services. Difference between national and religious festivals. Learn about people who help us
October	UNIT- V MY NATION L-11 Map of India UNIT-VI MY PLANET L-12 Plants and Animals Around Us 	States of India Different types of plants , animals and their homes	Show Indian states on map Collect the leaves of herbs, shrubs, climbers and creepers. Dry them and make any one one bird/animal using them onA-4 size sheet.	Learn about states Of India. Know about different types of plants and animals. How plants and animals are useful to us.

November	<p>L-13: Weather and Seasons</p>  <p>L-14: Earth and It's neighbours</p>	<p>Difference between weather and season</p> <p>Natural things and Man - made things</p> <p>Neighbors of the earth -Sun, stars and moon</p>	<p>Draw/Paste pictures of 2 man-made and 2 natural things.</p>  <p>Draw and colourpicture of Earth.</p>	<p>Names of different Seasons and why we need them in our lives</p> <p>Learn about different Celestial bodies</p>
December	<p>UNIT-VII KEEPING IN TOUCH</p> <p>L-16-Means of communication</p> 	<p>Type of means of communication.</p>	<p>Make a collage of different means of communication byusing pictures of phone, letters, newspapers in the shapes of means of communication.</p>	<p>Know different means of communication used in modern times.</p>
January	<p>L-17: Transport and Safety</p> 	<p>Land Transport, Water Transport and AirTransport</p>	<p>Draw and color two pictures of each type of transport.</p> 	<p>Learn about different means of transportation and how to keep ourselves safe on the road.</p>

February & March	UNIT- VIII: RECREATION TIME L-18: Games we play 	Indoor Games And Outdoor Games	Paste a picture of your favorite sport on an A4 sheet. Write 2 rules to be followed while playing that game. 	Know about different games types of Games
---------------------	--	--------------------------------	--	---

Project

Term -1

- ❖ Make a special 'I love You' or 'I Miss You' card for an elderly member of your family, write a loving message.

Term – 2

- ❖ Draw / paste a picture of any one safety rule we must follow on road on A-4 size pastel sheet and describe it in one sentence.

हिंदी- पाठ्यक्रम


पुस्तकें- 1.रिमझिम-2, 2. प्रथम हिंदी व्याकरण-2

प्रथमसत्र

माह	पाठ	व्याकरण	शब्दकौशल	श्रवणकौशल	वाचनकौशल	रचनात्मक अभिव्यक्ति
अप्रैल	1. ऊँट चला 	. भाषा और उसके रूप . वर्णमाला	कविता गायन नए शब्द- अर्थ, तुक वाले शब्द	कविता सुनना छात्रों में भाषा व साहित्य के प्रति रुचि पैदा कराना ।	ऊँट और रेगिस्तान के बारे में जानकारी । वर्तनी की शुद्धता के साथ जानवरों के नाम	. कविता गायन 'ब' अक्षर के शब्द पाठ से ढूँढकर अन्य शब्द बताइए ।
मई	2. भालू ने खेली फूटबॉल 	. मात्राएँ	पाठ बोधन नए शब्द अर्थ प्रश्न-उत्तर शुद्ध शब्द लेखन का ज्ञान ।	शब्दों के मानक रूप का ज्ञान	जंगली जानवरों के नाम से अवगत सर्दी के मौसम की जानकारी ।	गेंद से खेले जाने वाले खेलों की सूची
जुलाई	3. म्याँऊ- म्याँऊ 4. अधिक बलवान कौन	. संयुक्त व्यंजन और उनका लेखन . शब्द और वाक्य	. कवितां गायन (मूल्यांकन) नए शब्द-अर्थ वाक्य बनाओ . प्रश्न- उत्तर	. श्रवण कौशल विकसित करना	. कहानी वाचन की क्षमता का विकास करना । गर्मी के मौसम के बारे में अनुभवों को साझा करना ।	कविता का वाचन गायन के रूप में गाना तथा कविता का अर्थ समझाना ।
अगस्त	5. दोस्त की मदद 6. बहुत हुआ काले मेघा पानी दे, सावन का गीत	. संज्ञा . लिंग बदलो । 	. नाम वाले शब्दों की जानकारी जैसे: कच्चा आम, पक्का आम आदि। . पुरुष लिंग तथा स्त्री लिंग की जानकारी देना ।	. शुद्ध सुनकर शुद्ध बोलने का प्रयास करना ।	. जल और थल में रहने वाले जीव जंतुओं की जानकारी देना मुलायम और कड़ी चीजों की जानकारी विभिन्न ऋतुओं	. पशु – पक्षियों से सम्बंधित कहानी दिखाना । . पशु – पक्षियों के चित्र बनाना तथा उनके बारे में लिखना । . पशु पक्षियों के मुखौटे बनाना ।

					की जानकारी देना ।	
सितम्बर	7. मेरी किताब 8. तितली और कली	. वचन बदलो . नाम की जगह – सर्वनाम	. किताब पढ़ने का महत्व बताना . कविता गायन . आस – पास की वस्तुओं से सर्वनाम के उदाहरण देना ।	. श्रुत्भाव द्वारा कठिन शब्दों को बताना ।	. नाप – तोल, रंगों व फूलों के नाम की जानकारी देना ।	. पाठ के आधार पर तितली का चित्र बनाना तथा तितली के बारे में कुछ पंक्ति बताना ।

द्वितीयसत्र

अक्टूबर	9. बुलबुल 10. मीठी सारंगी 	. कैसा या कितना-विशेषण करना या होना ।	. पाठ बोधन नए शब्द अर्थ प्रश्न-उत्तर वाघ यंत्र के नाम एवं वर्गीकरण	. कहानी सुनना छात्रों में भाषा व साहित्य के प्रति रुचि पैदा कराना ।	. पाठ को सही उच्चारण के साथ पढ़ना ।	. वाघ यंत्रों के चित्र/वीडियो दिखाना व चर्चा करना ।
नवम्बर	10. टेसू रजा बीच बाज़ार	. क्रिया जैसे : खाना, उठाना, बैठना	. तुक वाले शब्द बोलना तथा बताना । . कविता को लयात्मक रूप में गायन करना	. शब्दों के मानक रूप का ज्ञान कराना ।	. मनोरंजक प्रश्नोत्तर शैली . क्रिया की रचनात्मक कला करवाना ।	. कविता श्रवण . अलग- अलग उत्सव के बारे में बताना ।
दिसम्बर	12. बस के नीचे बाघ तेंदुए की खबर बाघ का बच्चा ।	. पर्यायवाची . विलोम-शब्द . गिनती . माह के नाम	. पाठ बोधन नए शब्द प्रश्न – उत्तर जानवरों के बच्चों पर चर्चा ।	. धैर्यपूर्वक कहानी सुनना	सही उच्चारण के साथ पाठ का वाचन । बाघ का बच्चा कविता का वाचन	गोंडी शैली में किसी जानवर का चित्र बनाकर रंग भरिए ।

जनवरी	13. सूरज जल्दी आना जी ।	. वस्तु-वर्णन . कहानी लेखन ऋतुओं के नाम	. शुद्ध सुनकर शुद्ध बोलने का अभ्यास करें । पाठ बोधन नए शब्द अर्थ प्रश्न – उत्तर	. किसी विषय पर अपनी कहानी पर वाचन करना वाचन द्वारा ऋतुओं का प्रयास करना	. कविता को मनोरंजक रूप से समझना । कहानी को सही उच्चारण के साथ पढ़ना ।	. गर्मी, सर्दी, बरसात के मौसम में आप क्या – करते हैं? चूहा के बारे में लिखना । मेहँदी किस प्रकार बनाई जाती है। चर्चा करना
फरवरी	14. नखत चूहा 15. एककी दोक्की 					

परियोजना कार्य

प्रथमसत्र – कोई भी पांच पक्षी का चित्र बनाइए तथा उनके नाम लिखिए ।

द्वितीयसत्र – सर्वनाम के उदहारण A4 शीट पर चिपकाइए और उनको कक्षा में समझाए ।

SUBJECT : COMPUTER

BOOK PRESCRIBED : TOUCHPAD PLUS Ver 2.1 BY ORANGE PUBLICATION







TERM- I



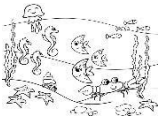
MONTH	CHAPTER	UNIT AND SUBUNITS TO BE COVERED	ACTIVITIES
April	Chapter - 1 More about a computer	1. What is machine? 2. How machine help us? 3. Compute and man 4. Types of computers	Body parts as computer Paste picture of machines need electricity and do not need electricity on A4 sheet
May	Chapter - 2 Working of a computer	1. Input output cycle Input output devices	Flash Cards Draw the parts of computers & write their names
July	Chapter – 3 Parts of a computer	2. Input devices 3. Processing device 4. Output devices 5. Storage devices	Write your name with class Roll numbers Solve sums on calculator using keyboard Write few lines on Your favourite Festival And save it in pen drive
August	Chapter-4 Operating a computer	1. Switching on a computer 2. Switching off a computer	Make a CPU to show the buttons using a spare box Opening / Closing computer Loading programs
September	REVISION AND RECAP OF ALL THE WORK DONE IN		




TERM- II

October	Chapter -5 The Keyboard and Mouse	1.Mouse action 2. Parts of mouse 3. How to hold mouse 4. Using keyboard and its special keys	Moving hands over Keyboard Using special Keys Write a to z using keyboard
November	Chapter - 6 Tux Paint	1. Introduction of Tux paint. 2. How to start program. 3. Label the screen	Loading a program Colour the starter Practical grading
December	Chapter - 7 More on Paint	1. Opening Paint. 2. Drawing shapes 3. Saving your drawing	Draw scenery and save it.
January & February	Chapter - 8 Reasoning And Analysis Chapter- 9 Artificial Intelligence Around Us	1. Number Pyramid 2. Number Grid 3. Direction 1. Artificial Intelligence machines 2. AI Around Us 3. Robots.	Make the missing pyramid in A4 WordPad. Find out more about devices or app that use AI.

SUBJECT: GK**BOOK PRESCRIBED: JUNIOR GENIUS BOOK-2 (BRITANNICA LEARNING)**

MONTH	TOPIC	SUB TOPIC	ACTIVITIES	LEARNING OUTCOMES
April-May 	Our Country-India The World Around Us Science and Technology	Great Indian Mountains and Rivers Famous Personalities Our Senses World tour	Paste the pictures of National Symbols. 	Learn the Different sense organs and their functions. Identify Personalities, symbols and leaders of India as well as the world.
July 	The World Around Us Science and Technology Natural Habitat CURRENTAFFAIRS (G-20 SUMMIT)	Professions Landforms Knowing Computer Animal Food	Paste pictures of different Profession and name them. Make a poster on how pollution is affecting land and water bodies.	Learn about the atmosphere and environment around us. Learn day-to-day happenings.
August 	Science and Technology Natural Habitat Language and Literature. CURRENTAFFAIRS	Nature knows It Land and water animals Word Fusion Naming Words.	Write the names of Largest, fastest, tallest, heaviest animals. Also paste the pictures. 	Know about how long does it take for a chicken egg to hatch natural? Knowing different land and animals through board game. Enhancement in vocabulary and naming words(nouns)
September 	Natural Habitat Language and Literature.	Parts of Plant Helpful Plants and Trees My Reading Mission	Exploration and Nature's walk to know more about plants and its parts Role Playing –	Recapitulation of the concepts learnt in the 1 st term.

		Love for Books Test Paper I	Have a conversation between two kids showing polite behaviour.	
October & November 	Sports and Fitness Entertainment Life skills	Indoor and Outdoor Games Sporting Facts Bollywood Legends My Daily Routine Music to the Ears. Group Names Team Sports	Speak few lines on your favorite indoor or outdoor games. Organize a magic show Make your own jingle song. Play and enjoy team sports.	Learn and identify entertainment and different sports played in India and the world. Know more about collective nouns.
December 	Sports and Fitness Entertainment Life skills	First Aid Box Be safe Save our environment. The other Half	G.K. Quiz Play and enjoy team sports.	Learn about different types of pollution and how do we prevent it and what are the saving environment strategies we are following to make our environment clean and green.
January and February 	Sports and Fitness Entertainment Life skills WORKSHEET ON REPUBLIC DAY	Days and months in a year. Puzzle time. Direction Clockwork	Talk about two dates that are important for you to celebrate	Know about different festivals celebrated in India and their importance in our life. Learn about different Mind-boggling

			<p>Days of the week</p> <p>Sunday</p> <p>Monday</p> <p>Tuesday</p> <p>Wednesday</p> <p>Thursday</p> <p>Friday</p> <p>Saturday</p> 	<p>and juggling puzzles and games.</p> <p>Learn about how we can reach to our home</p> <p>Learn about how and why republic day of our country is celebrated.</p>
<p>March</p>	<p>Computational Thinking</p>	<p>Wow</p> <p>Inventions</p> <p>Quiz -1</p> <p>Quiz -2</p>	<p>Try out different AI apps and electronic equipment.</p> 	<p>Learn and identify different inventions like drones, 360-degree camera.</p> <p>Recapitulation of the workdone in the second term.</p>