






SUBJECT: ENGLISH

TERM WISE SYLLABUS: CLASS 2 (2024-25)


MRIDANG TEXTBOOK FOR ENGLISH FOR CLASS 2

ESSENTIALS OF ENGLISH GRAMMAR AND COMPOSITION BY SULTAN CHAND



Months	NAME OF THE LESSON	KEY CONCEPT	LEARNING OUTCOMES	Suggested Activities
April	Unit -1 Poem – My Bicycle (Poem) 	Recitation Rhyming Words Spellings Reading Comprehension <u>Grammar:</u> 1)The Sentence 2) Questions and Statements 3)Naming Words	1. Listens to the child's feeling of riding a new bicycle. Learns new words and sentences. 2. Writes and learns new words- pedal, helmet, track, and aside, everywhere in the poem. 3. Reads the poem and comprehends it. 1. Learns to make short meaningful sentences. 2. Learns to identify between questions and statements. 3. Identifies and starts naming different naming words.	Teacher asks students their feelings on getting a brand new bicycle and their learning experience of riding it. Comprehension questions <u>Activity:</u> Draw pictures of any five naming words which you see in your study room. (Art integrated learning) 

	<p>Picture Composition</p> 	<p><u>Word bank activity:</u></p> <ul style="list-style-type: none"> • Pore • Refuse • Reign • Favour • Arrange • Ceiling • Pounce • Skip • Sole • seldom <p>Observation</p>	<p>4. Builds vocabulary by learning new words and their meanings. They are also making short sentences on it.</p> <p>Learns to write short answers based on their observation of the picture.</p>	<p>Vocabulary enhancement and sentence making by word bank activity.</p>
May	<p>Unit -1</p> <p>Chapter – OUT!OUT!</p> 	<p>Loud Reading</p> <p>Reading Comprehension</p> <p>Punctuation</p> <p><u>New Words-</u></p> <ul style="list-style-type: none"> • skipped, • threw, • courtyard • gathered, • brought, • picked 	<p>1. Identifies characters-Jeet and Babli, and sequences of events in the story.</p> <p>2. Reads the lesson and comprehends it.</p> <p>Responds to the textual questions.</p> <p>3. Uses capital letters, question mark and full stop to punctuate the sentences used in the chapter.</p> <p>4. Past Tense recognizes and identifies past form of the verbs.</p>	<p>Comprehension questions, reference to context and loud reading by the children.</p> <p>Underlining-ed words in the lesson and other past form of the verbs.</p> <p>Punctuating the sentences.</p> <p>. Draw a picture of a park and write 5 special names related to it. (Art integrated learning)</p> 


		<p><u>Grammar:</u></p> <p>1)Jumbled Sentences 2)Special Names</p> <p><u>Word Bank</u></p> <p><u>Activity:</u></p> <ul style="list-style-type: none">• Necessity• price,• avoid,• movement,• knead,• pair,• support,• honest,• invite,• bounce, □ <p>leap,</p> <ul style="list-style-type: none">• gaze.	<p>5. Arranges words in proper order to make meaningful sentence.</p> <p>6. Recognises and identifies special names.</p> <p>7. Learning new words and their meanings. They are also making short sentences on it.</p>	<p>Vocabulary enhancement and sentence making by word bank activity.</p>
--	--	-----------------------------------------------------------------------------------------------------------------------------------------------------------------------------------------------------------------------------------------------------------------------------------------------------------------------------------------------------------------------------------------------------------------------------------------------	-----------------------------------------------------------------------------------------------------------------------------------------------------------------------------------------------------------------------	--------------------------------------------------------------------------




July	Unit -2 Welcome To My World Poem-It Is Fun  * Review-1	Recitation Rhyming Words Spellings Reading Comprehension	1. Listens to the child are feeling of becoming like different animals and doing actions like them. Learns new action words. 2. Writes and learns new words -fun, climb, leap, swim, trot, fly in the poem. 3. Reads the poem and comprehends it.	Emotions of children will be shared with their class mates regarding their excitement to play, jump, climb, leap like animals.. (Integrated with games) Comprehension Questions <u>Activity:</u> Make a colourful poster on aquatic animals in the sea. (Art integrated learning)
------	---------------------------------------------------------------------------------------------------------------------------------------------------------------------------------	--------------------------------------------------------------------------	-----------------------------------------------------------------------------------------------------------------------------------------------------------------------------------------------------------------------------------------------------------------	----------------------------------------------------------------------------------------------------------------------------------------------------------------------------------------------------------------------------------------------------------------------------------------------------------------------


		<p><u>Grammar:</u></p> <p>1)Comparisons</p> <p>2) One and more than one</p> <p>3)Describing Words</p> <p>Picture Reading</p> <p><u>Word Bank Activity:</u></p> <ul style="list-style-type: none"> Principal, principle, tumble, blend, request, nibble, shiver, discard, permission delicious, weather, whether 	<p>4.Learns to do comparison between two or more things by using different comparative words like bigger, older etc</p> <p>5.Learns singular and plural.</p> <p>6. Identifies and starts describing words in different sentences.</p> <p>7. Learns about different aquatic animals through picture composition.</p> <p>8. Builds vocabulary by learning new words and their meanings. They are also making short sentences based on it.</p>	<p>Speaking Activity -Speak few lines on your favourite picnic spot using a lot of describing words.</p> <p>Vocabulary enhancement and sentence making by word bank activity.</p>
August	<p>Unit -2</p> <p>Welcome To My World.</p> <p>Chapter - Seeing Without Seeing.</p>	Loud Reading	<p>1. Identifies characters-Ava and On shangla and sequences of events in the story.</p>	<p><u>Activity</u> - Blindfold children one by one. Display few items related to sense organs and ask them the names of them.</p> <p>(Integrated with Environmental studies)</p>


		<p>Reading Comprehension</p> <p>Punctuation</p> <p><u>New Words-</u></p> <ul style="list-style-type: none"> • quiet, • front, • sniff, • remove, • joy, • blink, • difficulties <p><u>Grammar:</u></p> <p>1) Articles</p> <p>2) Pronouns</p> <p>3) Possessive pronouns</p> <p>4) Preposition Of Place</p>	<p>2. Reads the lesson and comprehends it. Responds to the textual questions.</p> <p>3. Uses capital letters, question mark and full stop to punctuate the sentences used in the chapter.</p> <p>4. Past Tense- recognizes and identifies past form of the verbs.</p> <p>5. Learning new words and their meanings. They are also making short sentences based on it.</p> <p>6. Use of a, an and the in short sentences.</p> <p>7. Learning pronouns in place of nouns.</p> <p>8. Use of in, on, under, behind, above and over in day to day sentences used.</p> <p>9. Builds vocabulary by learning new words and their meanings. They are also making short sentences based on it</p>	 <p>Comprehension Questions</p> <p>Comprehension questions,reference to context and loud reading by the children.</p> <p>Punctuating the sentences.</p> <p>Underlining-ed words in the lesson and other past form of the verbs.</p> <p>Draw a picture of a park and write 5 special names related to it. (Art intergrated Activity)</p>
--	-----------------------------------------------------------------------------------	----------------------------------------------------------------------------------------------------------------------------------------------------------------------------------------------------------------------------------------------------------------------------------------------------------------------------------------------------------------------------------------------	----------------------------------------------------------------------------------------------------------------------------------------------------------------------------------------------------------------------------------------------------------------------------------------------------------------------------------------------------------------------------------------------------------------------------------------------------------------------------------------------------------------------------------------------------------------------------------------------------------------------------------------------------------------------------------------	-----------------------------------------------------------------------------------------------------------------------------------------------------------------------------------------------------------------------------------------------------------------------------------------------------------------------------------------------------------------------------------------------------------------------------------



		<p><u>Word Bank</u> <u>Activity:</u></p> <ul style="list-style-type: none">• estimate,• wonderful• lofty,• famous,• discover,• impel,• apparel,• diligent,• distract,• litter,• variety,• flexible,• conclusio n• curve,• marvelous		<p>Vocabulary enhancement and sentence making by word bank activity.</p>
--	--	-------------------------------------------------------------------------------------------------------------------------------------------------------------------------------------------------------------------------------------------------------------------------------------------------------------------------------------------------------------------------------------------------------	--	----------------------------------------------------------------------------------



September	<p>Unit - 3</p> <p>Poem -Come Back Soon</p>  <p>Chapter- Between Home And School</p>	<p>Recitation</p> <p>Rhyming Words</p> <p>Spellings</p> <p>Reading Comprehension</p> <p>Loud Reading</p> <p>Reading Comprehension</p> <p><u>New Words-</u></p> <ul style="list-style-type: none"> • paddy, • fields, • grove, • lizards, • bicycle, • branches, 	<p>1.Listens to the child's feeling of boarding</p> <p>Different means of transportation .</p> <p>2. Writes and learns new words- train, boat, plane, taxi, rocket, near in the poem.</p> <p>3. Reads the poem and comprehends it.</p> <p>4. Identify different land, water and air transport.</p> <p>5.Identifies characters-Ravi and his friend</p> <p>And sequences of events in the story.</p> <p>6. Reads the lesson and comprehends it.</p>	<p>Emotions of children will be shared with their class mates regarding their excitement to travel in different means of transportation. (Integrated with Environmental studies)</p> <p>Comprehension Questions</p>
-----------	--------------------------------------------------------------------------------------------------------------------------------------------------------------------------------------------	------------------------------------------------------------------------------------------------------------------------------------------------------------------------------------------------------------------------------------------------------------------------------------------------------------------------------------	---------------------------------------------------------------------------------------------------------------------------------------------------------------------------------------------------------------------------------------------------------------------------------------------------------------------------------------------------------------------------------------------------------------------------------------------------	----------------------------------------------------------------------------------------------------------------------------------------------------------------------------------------------------------------------------

		<ul style="list-style-type: none"> • route, • canals <p><u>Grammar:</u></p> <p>1) Verbs</p> <p>2) Forms of verb</p> <p>3) Helping Verbs</p> <p><u>Word Bank Activity-</u></p> <ul style="list-style-type: none"> • breathing, • observed, • Greasy, • Atmosphere • Diversity • Coast • Gather • Imagination • Continent, • Language • Depletion • perfect 	<p>Responds to the textual questions.</p> <p>7.Simple present Tense-recognizes and identifies simple present tense of the verbs.</p> <p>8.Using –ing form of the verb and helping verbs like is, am and are</p> <p>9.Learning new words and their meanings. They are also making short sentences based on it.</p>	<p><u>Speaking Activity-</u> Recite any poem of your choice with a lot of action words.Music . (Music integrated learning)</p>  <p>Vocabulary enhancement and sentence making by word bank activity.</p>
October	<p>Unit-3</p> <p>Poem- This Is My Town.</p> 	<p>Recitation</p> <p>Rhyming Words</p> <p>Spellings</p> <p>Reading Comprehension</p>	<p>1.Listens to the child's feeling of how excited he is to take around of his town</p> <p>2. Writes and learns new words- train, town, street, house, flower, basket in the poem.</p> <p>3. Reads the poem and comprehends it.</p> <p>4.Identify different things in his town.</p>	<p>Emotions of a child will be shared with his classmates regarding his excitement to see various things in his own town like town, streets,houses,rooms,bed, basket, flowers etc.</p> <p>(Integrated with Environmental studies)</p> <p>Comprehension Questions</p>

		<p>2)Picture Completion</p> <p><u>Grammar:</u></p> <p>1) Prepositions of Time</p> <p>2) Short Forms</p> <p>3) Preposition Of Place</p> <p><u>Word Bank</u></p> <p><u>Activity:</u></p> <ul style="list-style-type: none"> • exhale, • crooked • Inflate, • Exercise • Invention • Dawn • Dusk, • Migration • Frown, • Modification • steep 	<p>5.Children completes a scenery according to their imagination</p> <p>6. Use of in, on, at, till until, in day to day sentences.</p> <p>7.Identifies and learns short forms like isn't, can't, won't, didn't etc</p> <p>8. Use of in, on, under,behind, above and over in day to day sentences</p> <p>9. Learning new words and their meanings. They are also making short sentences based on it.</p>	<p>Vocabulary enhancement and sentence making by word bank activity.</p>
November	<p>Unit-4 Life Around Us</p> <p>Poem-A Show Of Clouds</p> 	<p>Recitation</p> <p>Rhyming Words</p> <p>Spellings</p> <p>Reading Comprehension</p> <p>Loud Reading</p>	<p>1. Listens to the child's feeling of how excited he is on looking at the clouds.</p> <p>2.Writes and learns new words-lie, fluffy, bear, sailing, waving, lambs in the poem.</p>	<p>Emotions of a child will be shared with his class mates regarding his imagination to see various shapes of the clouds : clouds look like a ship, elephant.</p> <p>(Maths integrated learning)</p>

	<p>Chapter-My Name</p> 	<p>Reading Comprehension</p> <p>New Words- little, ant, shade, dear. grass, wind, remembered.</p> <p><u>Grammar:</u></p> <p>1) Connectors- And But ,Or</p> <p>2)Homophones</p> <p><u>Word Bank</u></p> <p><u>Activity:</u></p> <ul style="list-style-type: none"> • Skill, • pebble, □ audible • Custom, • compel, • moist • Amount, • Different • boundary, • commute, • spin 	<p>3. Reads the poem and comprehends it.</p> <p>4. Identify different things in the sky.</p> <p>5. Identifies characters- little fly , ant tree, cow and leaf.</p> <p>Recognizes sequence of events in the story.</p> <p>6. Reads the lesson and comprehends it.</p> <p>Responds to the textual questions.</p> <p>7. Understands connectors and use it in short sentences.</p> <p>8. Identifies homophones</p> <p>And know difference in their meaning</p> <p>9. Learning new words and their meanings. They are also making short sentences based on it.</p>	<p>Comprehension Questions</p> <p>To frame sentences using connectors with the help of flash cards.</p> <p>Vocabulary enhancement and sentence making by word bank activity.</p>
--	-----------------------------------------------------------------------------------------------------------------	----------------------------------------------------------------------------------------------------------------------------------------------------------------------------------------------------------------------------------------------------------------------------------------------------------------------------------------------------------------------------------------------------------------------------------------------------------------------------------------------	---------------------------------------------------------------------------------------------------------------------------------------------------------------------------------------------------------------------------------------------------------------------------------------------------------------------------------------------------------------------------------------------------------------------------------------------------------------------------------------------------------------------------------------------------------------	----------------------------------------------------------------------------------------------------------------------------------------------------------------------------------

December	<p>Unit-4 Life Around Us</p> <p>Poem- The Crow</p>  <p>Chapter- The Smart Monkey</p> 	<p>Recitation</p> <p>Rhyming Words</p> <p>Spellings</p> <p>Reading Comprehension</p> <p>Loud Reading</p> <p>Reading Comprehension</p> <p><u>New Words-</u></p> <ul style="list-style-type: none"> • shopping, • groundnut s, • branch, • peel, • dust bin, • threw, • empty <p><u>Grammar:</u></p> <p>1) Reading Comprehension</p> <p>2) Compound words</p> <p>Singular and plural</p> <p><u>Word Bank</u></p> <p><u>Activity:</u></p>	<p>1. Listens to the child's feeling of how excited he is on looking at the crow.</p> <p>2. Writes and learns new words- colourful, feather, wings, picked, fool. love, beautiful, peacock, another in the poem.</p> <p>3. Reads the poem and comprehends it.</p> <p>4. Identify different features of a crow.</p> <p>5. Identifies characters- Anju and Farida.</p> <p>Recognizes sequence of events in the story.</p> <p>6. Reads the lesson and comprehends it. Responds to the textual questions.</p> <p>7. Comprehends the passage.</p> <p>8. Uses compound words in short sentences.</p>	<p>Emotions of a child will be shared with his class mates regarding his imagination to see the crow with peacocks feathers attached to his body.</p> <p>(Integrated with Environmental studies)</p> <p>Comprehension Questions</p> <p>To frame sentences using compound words with the help of flash cards.</p>
----------	--------------------------------------------------------------------------------------------------------------------------------------------------------------------------------------------------------------------------------------------------------------------------------	-----------------------------------------------------------------------------------------------------------------------------------------------------------------------------------------------------------------------------------------------------------------------------------------------------------------------------------------------------------------------------------------------------------------------------------------------------------------------------------------------------------------------------------------	------------------------------------------------------------------------------------------------------------------------------------------------------------------------------------------------------------------------------------------------------------------------------------------------------------------------------------------------------------------------------------------------------------------------------------------------------------------------------------------------------------------------------------------------------------------------------------------------	-------------------------------------------------------------------------------------------------------------------------------------------------------------------------------------------------------------------------------------------------------------------------------------------------------------------------

		<ul style="list-style-type: none"> • possibility • constant • Mane • fence, • collection • boon, • airtight, • scar • bare, • entertaini ng • gain, • bond • board 	9. Learning new words and their meanings. They are also making short sentences based on it.	Vocabulary enhancement and sentence making by word bank activity.
January	Unit-5 Harmony Poem-Little Drops Of Water. 	Recitation Rhyming Words Spellings <u>Grammar:</u> 1)The simple past tense 2) Irregular verbs 3) Animal homes	1. Listens to the child's feeling of how excited he is on looking at the little drops of water. 2. Writes and learns new words- naughty, pleasant, kindness, peaceful, ocean in the poem. 3. Reads the poem and comprehends it. 4. Identifies -ed form of the words and use it in short sentences. 5. Learns irregular verbs.	Emotions of a child will be shared with his class mates regarding his imagination to see the raindrops and play in the puddle. (Integrated with Environmental studies) Comprehension Questions Speak 4-5 lines about your favourite character from Aesop fables using -ed form of the verbs and irregular verbs. 



Word Bank

Activity:

- Advice
- Shore
- Appetite,
- Pale
- Applaud,
- danger,
- abundant

6. Learning new words and their meanings. They are also making short sentences based on it.

Vocabulary enhancement and sentence making by word bank activity.

February/ March	<p>Unit-5 Harmony</p> <p>Chapter- We Are All Indians</p>  <p>Something new (role-play of Gandhji using “Charka” Or “Spinning Whee</p>  <p>Review -3</p>	<p>Loud Reading</p> <p>Reading Comprehension</p> <p><u>New Words-</u></p> <ul style="list-style-type: none"> • festival, • puppet, • travel, • painting, • neighbor, • fingerprin ts <p><u>Grammar:</u></p> <p>1) Wh- questions 2) Onomatopoeic words 3) Reading Comprehension</p>	<p>Loud Reading</p> <p>Reading Comprehension</p> <p>New Words- festival, puppet, travel, painting, neighbor, fingerprints</p> <p>Children will identify the words containing noises they describe like hiss, thud, buzz, whoosh, boom etc.</p> <p>Learning new words and their meanings. They are also making short sentences based on it.</p>	<p>Emotions of a child will be shared with his class mates regarding different religions and festivals of Indians.</p> <p>(Integrated with Environmental studies)</p> <p>Comprehension Questions</p>
--------------------	-----------------------------------------------------------------------------------------------------------------------------------------------------------------------------------------------------------------------------------------------------------------------------------------------------------------------------------------------------------------------------	--------------------------------------------------------------------------------------------------------------------------------------------------------------------------------------------------------------------------------------------------------------------------------------------------------------------------------------------------------------------------------------	------------------------------------------------------------------------------------------------------------------------------------------------------------------------------------------------------------------------------------------------------------------------------------------------------------------------------------------------------------------------------------------------	---------------------------------------------------------------------------------------------------------------------------------------------------------------------------------------------------------------------------------

Word Bank

Activity:

- Calibre,
- Contrast
- Vision,
- Dagggle
- Apt,
- Occupy
- Ignore,
- Edible
- Fabulous,
- Feeble
- Luxury,
- Fade
- Cooperate
- ,
- Serve
- Fright

6. Learning new words and their meanings. They are also making short sentences based on it.

Vocabulary enhancement and sentence making by word bank activity.


Reading aloud- Read a newspaper column.



Project:

TERM I - Make a decorative wall hanging of naming words.



TERM II -On A-4 size sheet write moral story/folk tale. Circle homophones and underline preposition of place.



Ms. Simmi Dogra & Ms. Neha Singh (ENGLISH COORDINATORS)



प्रथमसत्र



क्रम संख्या	मा	पाठ	मुख्य व िंदु	अविगम पररणाम	सुझावित गवतविवियाँ
1	अप्रैल	<p>1. नीमा की दादी</p> <p>2 घर</p> <p>व्याकरण</p> <p>भाषा और उसके रूप</p> <p>गहिहिहि -1 णिण, णिणमाला मात्राएं</p>	<p>पाठ बोि , नए शब्द अथण, प्रश्न उत्तर</p> <p>न ि द से शुरू ोने िाले शब्द</p> <p>अनुसार का प्रयोग।</p> <p>कहििा गायन नए शब्द अथण</p>	<p>एक दूसरे के साथ िािाणलाप करि ैं।</p> <p>ध्वहनयों और मात्राओं की शुद्धि के साथ पढ़ि ैं।</p> <p>खेल के हिषय में जानकारी प्राप्त करि ैं।</p> <p>कहििा सुनकर समझि हुए प्रहिहिया करि ैं।</p> <p>कहििा का ाि भाि ि लय के साथ गायन करि ैं।</p>	<p>नए शब्द अथण और पाठ का पठन।</p> <p>हिद्याहथणयों द्वारा</p> <p>पढ़ना ि प्रश्न उत्तर हशक्षण संके ि शब्दों का खेल।</p> <p>आंिररक खेलों की सूची बनाओ।</p> <p>घर के सदस्ों की सूची बनाओ।</p> 
2	मई	<p>3. माला की चांदी की पायल</p> <p>4. म□□</p> 	<p>पाठ बोि नए शब्द अथण प्रश्नउत्तर</p> <p>कहििा गायन कहििा लेखन</p> <p>ध्वहनयों की जानकारी चंद्रहबंदु का प्रयोग</p>	<p>णिणिनी शुद्धि के साथ ध्वहनयों की जानकारी देना।</p> <p>क ानी सुनकर उसके हिषय में बािचीि करना ि प्रहिहिया देना ।</p> <p>कहििा को ाि भाि िथा आप अिरो के साथ बोलि ैं।</p> <p>म□□ की उपयोहगि ि कायण के बारे मे बाि करि ैं □</p>	<p>हिद्याहथणयों द्वारा पढ़ना ि प्रश्न उत्तर ।</p> <p>डर जाने के बाद ोने िाली प्रहिहिया पर चचाण हिद्याहथणयों द्वारा कहििा पाठ एि चचाण ।</p> <p>हदए गए शब्दों से िाक्य बनाओ</p> <p>अनुस्वार और अनुनाहसक िाले शब्द हलखों ।</p> <p>मािृ हदिस पर म□□ के हलए एक सुंदर सा काडण बनाए</p> <p>म□□ कहििा को याद</p>

					करें□
--	--	--	--	--	-------

पाठ्यक्रम विभाजन (सत्र 2024-25) कक्षा
दूसरी व िंदी पुस्तकें (1) सारंगी
2) प्रथम ह ंदी व्याकरण-2

		<u>व्याकरण</u> व्याकरण संयुक्त व्यंजन शब्द और िाक्य			
4	जुलाई	5. थाथू और मैं 6. चीटं ा 7. हटल्लू जी <u>व्याकरण</u> नाम िाले शब्द- संज्ञा गहिहिहि 2 पुरुष या स्त्री हलंग	पाठ बोनि नए शब्दाथण शब्दों से िाक्य बनाओ । अनुसार िाले शब्द । कहििा लेखन	स ी उच्चारण के साथ पढ़ना। बच्चों में पढ़ने की रूहच बढ़ाना । कहििा का उहचि िल और ाि- भाि के साथ पढ़ना □ िाक्यों को िमबद्ध रूप में हलखना। शब्दों का खेल अनुस्वार िाले शब्द □	हचत्र हदखाकर क ानी सुनाना कहििा गायन ,नए शब्द ,िाक्य हनमाणण। अनुस्वार िले शब्दों का हनमाणण ।चीटं ेके कायों की सूची बनाना शब्दों को कम में लगाकर िाक्य बनाओ क ानी िचन की क्षमिा का हिकास करना । गहमणयों के मौसम के बारे में अपने अनुभिों को सांचा करना □






5	अगस्त	<p>8. िीन दोस्त</p> <p>9. दुहनया रंग हबरंगी</p> <p>10. कौन</p> <p><u>व्याकरण</u></p> <p>एक या अनेक िचन</p>	<p>पाठ बोिनि ि पठन/पाठन</p> <p>नए शब्द अथण प्रश्न उत्तर रंगों के नाम</p> <p>कहििा गायन कहििा लेखन िाक्य रचना</p>	<p>पाठ सी उच्चारण के साथ पढ़ना।</p> <p>रंगों के हिषय में चचाण करना।</p> <p>प्रकृ हि के कायों के हिषय में चचाण करना।</p> <p>रंगों की प चान ि नाम हलखना ।</p>	<p>रंगों के नाम हलखो अपने हप्रय दोस्तों की सूची बनाओ।</p>  <p>िस्तुओं के रंगों की प चान कर नाम हलखि ैं।</p> <p>अनुस्वार ि अनुनाहसक शब्दों का अभ्यास।</p> <p>प्रकृ हि ि प्राकृ हिक से अिगि हुए रंगों</p>
					<p>की सूची िैयार कीहजए।</p> <p>टमाटर, सूरज आसमान , में उहचि रंग भरए िथा एक - एक िाक्य हलखखए।</p> 

6	हसिंबर	11. बैंगनी जोजो 12. िोहसया का सपना 13. िालाब	पाठ बोनि नए शब्द अथण, प्रश्न उत्तर िाक्य रचना पहक्ष्यों के नाम क्ष अक्षर िाले जीो के नाम की सूची पानी के सािनों की जानकारी	पाठ को सी उच्चारण के साथ पढ़ना। कानी सुनकर उसके बारे में बािचीि करना और अपनी प्रहिहिया व्यक्त करना। पहक्ष्यों ि पशुओं के हिषय पर चचाण करना।	हचत्र सह ि कहििा लेखन। जंगली जानिरों के नाम से अिगि कराना। हकन्ही पांच जलचर पहक्ष्यों की सूची बनाओ। पानी प्राप्त के सािनों के हिषय पर चचाण करना। हचत्र देखकर िाक्य हनमाणण करना।
---	--------	----------------------------------------------------	----------------------------------------------------------------------------------------------------------------------------------	------------------------------------------------------------------------------------------------------------------------------------------------	------------------------------------------------------------------------------------------------------------------------------------------------------------------------------------------

वितीयसत्र

7	अक्टूबर	14. बीज 15 हकसान	कहििा िाचन नए शब्द ,शब्द अथण ,िाक्य बनाओ।	कहििा उहचि सूर िथा लय के साथ गािे ैं। कहििा सुनकर मन में उभरे संदे ि कहठन पंखक्त्यों पर चचाण करि ैं। सत्ता में आए कुछ नए शब्दों को जान सकेंगे। स्वर लय के साथ अहभनय करि हुए आनंद	पेडो के हचत्र बनाकर उनमें रंग भरना। पौिों से प्राप्त ोने िाल िस्तुओं की सूची बनाना गमले में बीज लगाकर ि पेड पौिों को उगि हुए देखना बच्चे लय और िाल के साथ कहििा को याद करेंगे। खेि में उगने िाली िस्तु के के नाम हलखो।
---	---------	---------------------	-------------------------------------------------	-------------------------------------------------------------------------------------------------------------------------------------------------------------------------------------------	---------------------------------------------------------------------------------------------------------------------------------------------------------------------------------------------------------------------------------

		काम संबंधी शब्द हिया		के साथ कहिं का चिन् कर सकेंगे।	उहचि ि भाि िथा शब्दों की शुद्धि के साथ कहिं को पढ़े अन का मारे जीन में हकिना मत है उसे हिषय में चचाण करना
8	निंबर	<p>16. मूली</p> <p>17. बरसा और मेंढक</p> <p>18. शेर और चू की दोस्ती</p> <p>व्याकरण पयाणयाची, हिलोम, हचत्र िणणन</p>	<p>कानी पठन, प्रश्न उत्तर, कहठन शब्द कानी पर अपने हिचार व्यक्त करना</p> <p>जानिरी के नाम हलखो।</p>	<p>मनोरंजक प्रश्नोत्तर शैली</p> <p>दोस्ती के मत को समझाना।</p> <p>मांभाषा को सुनकर समझने में सक्षम गे अपने हिचार व्यक्त कर पाएं गे</p> <p>नए शब्दों को सुनकर बोलना ऐ नए शब्दों िाक्य को बोलकर बिा पाएं गे</p> <p>हिहभन्न प्रकार के जानिरी के नाम जानने में सक्षम गे।</p>	<p>दोस्ती के मत को समझाना।</p> <p>मांभाषा को सुनकर समझने में सक्षम गे अपने हिचार व्यक्त कर पाएं गे</p> <p>नए शब्दों को सुनकर बोलना ऐ नए शब्दों िाक्य को बोलकर बिा पाएं गे</p> <p>हिहभन्न प्रकार के जानिरी के नाम जानने में सक्षम गे।</p>
9	हदसंबर	<p>19. आउट</p> <p>20. छुपनछुपाई</p> <p>21. ाथी साइहकल चला र ा था</p> <p>व्याकरण िस्तु िणणन</p>	<p>पाठ- बोनि</p> <p>नए शब्द, प्रश्न उत्तर, खेलों के बारे में चचाण।</p>	<p>स ि उच्चारण के साथ पाठ का िाचन।</p> <p>ाथी साइहकल चला र ा था कहिं िाचन।</p> 	<p>शब्द अंिक्षरी।</p> <p>खखलाहडयों को प चान कर उनके नाम हलखखए। अपने हप्रय दोस्तों के बारे में हलखो।</p> <p>बा र और अंदर खेले जाने िाले खेल।</p>



10	जनिरी	<p>22. चार हदशाएँ</p> <p>23. चंदा मामा</p>  <p>व्याकरण</p> <p>क ानी लेखन गहिहिहि 4</p>	<p>कहििा गायन</p> <p>नए शब्द अथण</p> <p>हदशाओं के नाम। कहठन</p> <p>□□□□,</p> <p>□□□□□□ □□</p> <p>□□□ □□□□</p> <p>□□□□</p>	<p>ििणिनी शुद्धि के साथ</p> <p>ि□□□□□□□</p> <p>की जानकारी देना।</p> <p>हदशाओं के बारे में जानकारी देना।</p> <p>चांद के बारे में जानकारी देना।</p> <p>अक्षरों को िम में रखि हुए शब्द बनाना ।</p>	<p>चार हदशाएँ कौन सी ै?</p> <p>उनके नाम क्या ै</p> <p>हदशाओं पर चचाण करना। कहििा को मनोरंजक रूप से समझाना । हदशाओं के बारे में जानकारी□</p>
11	फरिरी	<p>24. हगरे िाल में चंदा मामा</p> <p>25. सबसे बडा छािा</p> <p>26. बादल</p>  <p>व्याकरण</p> <p>पररहशष्ट हगनी मह नों ि हदनों के नाम</p>	<p>पाठ बोिन</p> <p>नए शब्द प्रश्न उत्तर</p> <p>िाक्य बनाओ।</p>	<p>क ानी को स ी उच्चारण के साथ पढ़ना।</p> <p>कहििा को मनोरंजक रूप से समझाना ।</p> <p>हदशाओं के बारे में जानकारी ।</p> <p>अक्षरो□ को िम में रखि हुए शब्द बनाइए।</p>	<p>बाररश से जुडे अपने अनुभि पर चचाण करना । अपनी मनपसंद कहििा याद कर□।</p>

प्रथम सत्र - ए-3 शीट पर वकन्ीिं पाँच स्त्रीव िंग और पुव िंग शब्दि का वचत्र सव त चाटट नाइए । वितीय सत्र -ए-4 शीट पर शरद ऋतु से सम्बिवित कदई एक कविता व खिए और उसका वचत्र भी नाइए ।


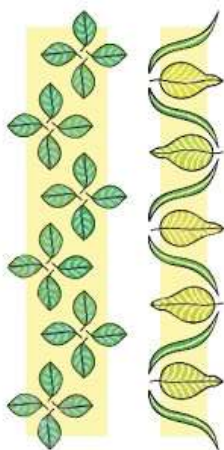
Ms. Sunaina Danji & Ms. Laxmi Dixit

(HINDI CO COORDINATOR)


SUBJECT: MATHS**TERM WISE REVISED SYLLABUS: CLASS 2 (2024-25)****BOOK PRESCRIBED: JOYFUL-MATHEMATICS (NCERT), MATHS WEAVES PRACTICE BOOK (2)**

Months	Chapter	Key Concepts	Activities	Learning Outcomes
Term I April	Recap	Number Concepts Numbers 1-1000 Number Names Ascending & Descending Order Ordinal & Cardinal Numbers Odd & Even Numbers	Number Puzzles  Odd & even numbers-write your roll number, house number, vehicle number etc. and also mention odd or even besides them. Do addition & subtraction using number grid.	Count the given objects <ul style="list-style-type: none">· Use of addition· Write a sum· Count the objects in group.· Demonstrate if a number is even or odd.· Describe order or relative position using ordinal numbers.
	Numbers (Maths Weaves)	Pg- 1 to 16		Represent numbers by making groups of 10.
	Chapter – 1 A Day at the Beach (Counting in Groups)	· Counting in groups · Identifying more or less Counting numbers in group of tens	Number Fun - There are 26 Alphabets, 5 vowels and 21 consonants. Read the sentences and find the number of vowels and consonants. English intergrated learning)	· Represent and describe numbers up to 100, concretely, pictorially and symbolically.
	Chapter -3 Fun with Numbers (Numbers 1 to 100)	· Addition and subtraction of figures in tens		· Represent numbers by counting swiftly.
				

August	Chapter - 2 Shapes Around Us (3D Shapes)	Tracing 3-D shapes Use different perspectives to draw objects Looking shapes		Identify solid shapes around them. Learn the terminology used to describe solid
---------------	-------------------------------------------------	-------------------------------------------------------------------------------------	--	----------------------------------------------------------------------------------------

	 <p>Patterns (Joyful Mathematics Pg No 40 - 43)</p> <p>Chapter- 5 Playing With Lines (Orientations of a Line)</p>	<p>from different angles</p> <ul style="list-style-type: none"> · Observing pattern in nature · Patterns using different shapes · Leaf pattern · Number pattern <p>Standing, sleeping, curved lines</p> <ul style="list-style-type: none"> · Alphabets and different drawings with the help of these lines. 	<p>Fun Time – Make interesting patterns using collected leaves or match sticks. (Integrated with Environmental studies)</p> 	<p>shapes – Vertex, Edges, Faces</p> <p>Describe the characteristics of 3-D and 2-D shapes and analyze the relationships among them.</p> <p>Predict an element in a repeating pattern using a variety of strategies.</p> <ul style="list-style-type: none"> · Demonstrate an understanding of increasing patterns by describing, reproducing, extending and creating. <p>· Identify & tracing different objects with standing, sleeping curved lines.</p>
--	-------------------------------------------------------------------------------------------------------------------------------------------------------------------------------------------------------------------------	----------------------------------------------------------------------------------------------------------------------------------------------------------------------------------------------------------------------------------------------------------------------------------------------------------------------------------------------------------------------	-------------------------------------------------------------------------------------------------------------------------------------------------------------------------------------------------------------------------	------------------------------------------------------------------------------------------------------------------------------------------------------------------------------------------------------------------------------------------------------------------------------------------------------------------------------------------------------------------------------------------------------------------------------------------------------------------------------

September	(Maths Weaves) Time Chapter-9 Which Season is it? (Measurement Of Time)	Pg –51 to 54 Days of a week Months in a Calendar year Seasons in a year	Making of calendar with waste materials. Make your own time table of the coming Sunday.	<ul style="list-style-type: none"> · Read the time · Plot the time Learn days in a week and months in a year. Will learn to read the calendar and do the exercises based on it.
------------------	---------------------------------------------------------------------------------------------	--------------------------------------------------------------------------------------	------------------------------------------------------------------------------------------------	----------------------------------------------------------------------------------------------------------------------------------------------------------------------------------------------------------------

Term II October	Concept Revision Multiplication Multiplication Tables  (Maths weaves) Multiplication	<ul style="list-style-type: none"> · 2 – 10 · Repeated Addition · Horizontal Multiplication · Vertical Multiplication · Carry over sums Multiplication with 0, 1, 10, 100 Pg 35 to 41	Students to sit in a circle and then say a number of their choice. If the number is in the table of any number then the children will shout 'POP'. (Integrated with Games) Oral dodging of tables Maths Quiz	Multiplication is repeated addition Multiplication terms- Multiplicand, Multiplier & product <ul style="list-style-type: none"> · Makes calculations easier · Promotes a better understanding of number and number relationships
----------------------------	------------------------------------------------------------------------------------------------------------------------------------------------------------------------------------------------	-------------------------------------------------------------------------------------------------------------------------------------------------------------------------------------------------------------------------------------------------	----------------------------------------------------------------------------------------------------------------------------------------------------------------------------------------------------------------------------	------------------------------------------------------------------------------------------------------------------------------------------------------------------------------------------------------------------------------------------------------------------------

November & December	<p>Chapter - 8 Grouping & Sharing</p> <p>(Multiplication & Division)</p> <p>(Maths weaves) Division</p>	<p>· Repeated Subtraction</p> <p>· Dodging Tables</p> <p>Terminology of Division- Dividend, Divisor, Quotient & Remainder</p> <p>Horizontal Division</p> <p>Short Division sums</p> <p>Long division sum</p> <p>Pg 42 to 46</p>	<p>Take a handful of stars and put them equally in the 2 clouds.</p>	<p>· To do repeated subtraction</p> <p>· To learn to do equal distribution</p>
January	<p>Chapter- 7 Rani's Gift (Measurement)</p>	<p>Pictorial representation to show various technique of comparison</p> <p>· Heavier or Lighter (comparison)</p> <p>· Determining the weight of an object</p> <p>· Capacity</p>	<p>Make a Measuring Cup.</p> <p>Find the length of your eraser, pencil, notebook and books. Record your measurements .</p>	<p>· Read pictographs.</p> <p>· Compare and order objects by mass.</p> <p>· Use of a weight balance to measure weight of various objects</p>



Measurement
(Maths weaves)

Money (Maths
weaves)

Chapter - 10
Fun At Fair
(Money)



- Comparison of capacity
- Thirsty Crow (Story)
- Measurement (nonstandard units) like- hand span, footstep, fingers.
- Standard units – g, kg

Pg- 57 and 58

Pg-55 and 56

- Indian currency
Symbol of rupee
- Identification of various notes and coins.
- Place value of money. (rupees & paise)

Measure the weight of your family members and write them in descending order. **.(Integrated with Environmental studies)**

Shopping concept :

Make a list of the things that you buy and the total money you spend whenever you go to the market or shop with parents. **.(Integrated with Environmental studies)**

. Beyond Book – To find out names of currencies used in five different countries. **.(Integrated with Environmental studies)**

· Compare and measure capacity

Have an approximate idea of measurement

without using instruments.


· Learn the values and names of notes and coins

· Counting of money

· Learn the conversion of money

· Count and make combinations of coins and notes.

· Represent money in rupees and paise

February & March	<p>Data Handling (Maths weaves)</p> <p>Chapter-11</p> 	<p>Pg- 59 and 60</p> <ul style="list-style-type: none"> · Represent & read information given through pictures & symbols. · Addition and Subtraction by making groups of ten. 	<p>Activity sheet will be given.</p>	<ul style="list-style-type: none"> · Collection, recording and interpretation of data. · Learn addition and Subtraction by making groups.
---------------------------------	---------------------------------------------------------------------------------------------------------------------------------------------	--------------------------------------------------------------------------------------------------------------------------------------------------------------------------------------------------------------	--------------------------------------	-------------------------------------------------------------------------------------------------------------------------------------------------------------------

Project-

Term I

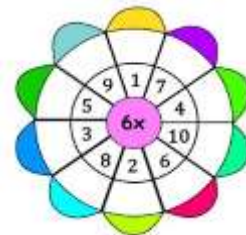
- **Odd & Even numbers – Paste 2 headlines from the newspaper**
 - 1. Count vowels and consonants in each headline**
 - 2. Classify the counted vowel and consonants as an odd and even number.**

Term- II

- **Make a multiplication wheel. Reference Image given-**



monica arya

Himanshi





Ms. Monica Arya & Himanshi Arora

(MATHS COORDINATOR)


S. No.	Month	Name of the Lesson	Key Concepts	Learning Outcomes	Suggested Activities
1	April	<p>UNIT-I: ME AND MY BODY</p> <p>L-1 Body And Health</p> <p>L-2 Inside My Body</p> 	<ul style="list-style-type: none"> · Different body parts and Sense Organs. · Uses of different body parts.  <p>Internal organs and external Organs</p> <p>Functions of different organs.</p> <p>Importance of body parts.</p>	<p>Identifies the body parts and describes their functions</p> <p>Learn about the five Sense organs and how are they useful in providing information.</p> <p>Learning about Internal and External body parts.</p> <p>How to keep our body healthy.</p> <p>Identify the functions of each body system.</p>	<p>Interactive game related to body parts.</p> <p>Demonstrate the correct posture - how we should sit, stand and walk. Children can be encouraged to show the correct postures as the teacher calls out.</p> <p>Draw an outline of a human body (sample will be shared); in it draw, label and colour the 4 internal organs. (Art Integrated Learning).</p>
2	July	<p>UNIT-II: MY SURROUNDINGS</p> <p>L3 – Family and Friends</p>	<p>What is a family</p> <p>Types of family</p> <p>Family Time</p> <p>My family and my friends.</p>	<p>Recognizes the family members.</p> <p>Classifies the family according to the number of members.</p> <p>Imbibes values like love, sharing and caring respect for family members.</p> <p>Describes relationship among family members and tells relationship they share with each other.</p> <p>Creates drawing related to the topic.</p>	<p>Role play--Children speak about how the family members help each other at home and how they care for each other, time they spend together playing games. (English Integrated Learning)</p> <p>Draw a family tree paste pictures of their family members and write the relationship you share with them. Art Integrated Learning .</p> <p>Making greeting cards for any one family member.Art Integrated Learning</p>

--	--	--	--	--	--



		<p>L4 – House we live in UNIT IV – My Neighbourhood</p> <p>L7 – Places of worship</p>	 <p>Types of Houses and different houses in different places.</p>  <p>Holy books of different religions</p> <p>Importance of worship</p>	<p>To enable them to understand type of houses i.e., Kutcha houses and Pucca houses</p> <p>Enable them to identify the different places of worship and various rooms in the houses, like kitchen, bathroom, living room, etc.</p> <p>Identifies and name holy books and symbols of different religions.</p> <p>Enable children to learn about why we need houses. (from heat, cold, rain, wind & the insects)</p> <p>A house also provide a space for family to live together.</p>	<p>Drawing match stick figures of their family and different types of family Art Integrated Learning.</p> <p>Draw and color or paste the picture of any 1 types of Kutcha House and Pucca House each. Art Integrated Learning</p> <p>Draw the symbols of different religions Children can do an activity where they will write K for things used for building Kutcha house and P for things used for building Pucca house. Name the places of worship of different religions.</p> <p>Mud : K Learn and sing different prayers in the class. Music Wood Cement : P Bricks Integrated learning Straw Glass Doors and don't at the places of worship. Bamboo Write the names of holy books of different religions.</p>
					<p>holy books of different religions.</p>


			<p>Different occupations and their workplaces.</p> <p>Tools used by people in different occupations</p>	<p>Identifies the tools used by the community helpers.</p> <p>Summarizes the different types of helpers and explains how these jobs benefit the community.</p>	<p>broken. Who will you call for help? Cut outs of helpers can be used for identification. English integrated learning</p> <p>Children can speak about themselves: I am a student. (Integrated with English).I want to be a _____.</p> <p>Dumb charade game to guess the work done by the community helper. Riddles - for example: I take care of people's health by giving them medicines. I work in a hospital. Who am I? Draw tools used by different community helpers. (Art integrated learning)</p>
--	--	--	---------------------------------------------------------------------------------------------------------	----------------------------------------------------------------------------------------------------------------------------------------------------------------	-------------------------------------------------------------------------------------------------------------------------------------------------------------------------------------------------------------------------------------------------------------------------------------------------------------------------------------------------------------------------------------------------------------------------------------------------------------------------------------------------------------------------


		<p>L10 – Neighbourhood services</p>	<p>Useful neighbourhood services</p> <p>Transport, Housing, culture, regulatory and planning services.</p>	<p>Learn about different neighbourhood services.</p> <p>Students will learn about different places in neighbourhood.</p> <p>Students will learn about importance of neighbourhood.</p> <p>Student's vocabulary will enhance.</p> <p>Students will enjoy crafts related different places of neighbourhood.</p>	<p>Dress up as your favourite helper and speak 5 lines about the same.</p> <p>Teacher can explain using a chart or model</p> <ol style="list-style-type: none"> 1. Grocery shop – we can buy food items and articles of daily use from here. 2. Medical shop – We can buy medicines from here. 3. Stationary shop – it sells pencils, pens, eraser, etc. 4. Milk booth – we can buy mil, ice cream and other dairy products from here.
--	--	-------------------------------------	------------------------------------------------------------------------------------------------------------	---------------------------------------------------------------------------------------------------------------------------------------------------------------------------------------------------------------------------------------------------------------------------------------------------------------	----------------------------------------------------------------------------------------------------------------------------------------------------------------------------------------------------------------------------------------------------------------------------------------------------------------------------------------------------------------------------------------------------------------------------------------------------------------------------------


5	Term II October	UNIT- V MY NATION L11- Map of India 	Indian states and Union territories	Learn about States and Union Territories of India Purpose and uses of Map Students will learn about various state capitals. Recognize India's neighbouring regions.	Show Indian states on map.
		UNIT-VI MY PLANET L-12 Plants and Animals Around Us	Different types of plants, animals, and their homes Types of plants (trees, shrub, herbs, climbers, creepers) Importance and uses of plants Identification of animals. Pet animals, Domestic animals and wild animals Animals and their young ones	Know about different types of plants and animals, how plants and animals are useful to us. Identifies uses of plants and plant products in daily life. Identifies and classifies the animals into pet, domestic and wild animals.	Draw a root, stem, leaves, fruit and seed that we eat. Art integrated learning Children who have pets at home can share their experiences with their pets and how they take care of them. English integrated learning Make finger puppets/masks of animals. (Puppet integrated learning)

6	November	<p>L-13: Weather and Seasons</p> <p>L-14: Earth and It's Neighbours</p>	<p>· Difference between weather and season</p> <p>5 types of seasons – Summer, Winter, Autumn, Rainy and Spring</p> <p>Natural things and Man - made things</p>	<p>Students will be able to name and identify the different types of weathers.</p> <p>Students will be able to explain why there are different types weather in different regions of the world.</p> <p>Learn about celestial bodies.</p>	<p>Teaching vocabularies weather and seasons.</p> <p>Talk about weather outside. Motion for students to come over to the window or even outside. Say a few times “How is the weather? Look outside.” Then ask student in turn how is the weather and encourage them to reply.</p> <p>Make a poster on “Save Our Mother</p>
---	----------	-------------------------------------------------------------------------	-----------------------------------------------------------------------------------------------------------------------------------------------------------------	------------------------------------------------------------------------------------------------------------------------------------------------------------------------------------------------------------------------------------------	----------------------------------------------------------------------------------------------------------------------------------------------------------------------------------------------------------------------------------------------------------------------------------------------------------------------------

			<p>· Neighbours of the earth – Sun, stars and moon.</p>	<p>Identify the different layers of the earth.</p> <p>Students will learn about that Earth is the only planet in the solar system that can support life.</p> <p>Children will understand about the, relative movement, shapes and sizes of the Earth, Sun and moon.</p>	<p>Earth". Art integrated learning</p> 
				<p>Students will be learn and understand the various means of communication in our daily lives like, Newspaper, Telephone, Mobile, Television, Internet, etc.</p>	<p>the modern means of communication outlined figure. Art integrated learning</p> <p>Teacher can show pictures of various means of communication.</p> 

7	December	<p>L-15: Save the Earth</p> <p>UNIT VII – Keeping in touch</p> <p>L16: Means of Communication</p> 	<p>Keep our surrounding clean</p> <p>Plant more trees</p> <p>Reduce, Reuse and Recycle</p> <p>Conserve Water and water bodies.</p> <p>Cycle more and ride fewer cars on the road</p> <p>Type of means of communication.</p> <p>Verbal, Non-verbal, Written, Listening and Visual</p>	<p>Identify and explain threats to the environment.</p> <p>Students will be able to summarize the negative and environmental effects of human consumption.</p> <p>Know different means of communication used in modern times.</p> <p>Understand the process of communication and its effect on giving and receiving information.</p> <p>Learn about historical and theoretical developments in the field of communication.</p>	<p>Write a , like- 1.</p> <p>catchy slogan</p> <ol style="list-style-type: none"> 2. Keep the earth clean and green. 3. Nurture the mother Earth. 4. Save the Earth and save the future. 5. Sowing a seed in a day keeps pollution away. Reuse your today so that you do not have to reduce your tomorrow. 6. Go Green and Save Green. 7. On a colored A4 raw 1 outline of old means of communication and structures of communication in means of communication figure and structures of means of communication in
---	----------	---------------------------------------------------------------------------------------------------------------------------------------------------------------------------------------	--------------------------------------------------------------------------------------------------------------------------------------------------------------------------------------------------------------------------------------------------------------------------------------	--------------------------------------------------------------------------------------------------------------------------------------------------------------------------------------------------------------------------------------------------------------------------------------------------------------------------------------------------------------------------------------------------------------------------------	--------------------------------------------------------------------------------------------------------------------------------------------------------------------------------------------------------------------------------------------------------------------------------------------------------------------------------------------------------------------------------------------------------------------------------------------------------------------------------------------------------------------------------------------------------------------------------

8	January	L17: Transport and Safety	<p>· Land Transport, Water Transport and Air Transport</p>  <p>Uses of means of transport</p> <p>Number of wheels in a vehicle</p> <p>Fuels used in vehicles.</p> <p>Emergency services- Ambulance, Police, Fire brigade.</p>	<p>Identifies the three modes of transport (land, water and air)</p> <p>Categorizes the different types of transportation into the correct mode.(whether it flies in the air, moves on road or moves on water</p> <p>Explains the use of means of transport and communication</p> <p>Observes and identifies the two three, four wheeler vehicles.</p> <p>Recognizes the vehicles which require fuel and those that don't require fuel.</p> <p>Distinguishes between the vehicles we use and the vehicles used for emergency services.</p>	<p>Sing rhyme “Wheels of a bus...”. We can also add “Planes in the sky” or “Ships on the sea” to understand that people can get from one place to another through land, air or above water.(Art integrated learning)</p> <p>Children can exhibit the toy vehicles they have. Others can speak on what is needed for that means of transport. Each child takes turn to show his/her toy.</p> <p>List the vehicles under three categories – Land Transport, Air transport and Water transport.</p> <p>Paste/draw the pictures of means of transport- Land, air and water transport.(Art integrated learning) (Integrated with Maths) Identifies and</p>
---	---------	---------------------------	----------------------------------------------------------------------------------------------------------------------------------------------------------------------------------------------------------------------------------------------------------------------------------------------------------------	--------------------------------------------------------------------------------------------------------------------------------------------------------------------------------------------------------------------------------------------------------------------------------------------------------------------------------------------------------------------------------------------------------------------------------------------------------------------------------------------------------------------------------------------	-------------------------------------------------------------------------------------------------------------------------------------------------------------------------------------------------------------------------------------------------------------------------------------------------------------------------------------------------------------------------------------------------------------------------------------------------------------------------------------------------------------------------------------------------------------------------------------------------------------------------------------------------------------------------

					names the slowest and the fastest means of transport. Draw the symbols found on vehicles used for emergency services. (Art integrated learning) Discuss about the means used for various purposes. Try out the Yoga exercises with the help of your parents, to display means of transport. -- Integrated with Games.
9	February – March	L18: Recreation time -Games we play	Indoor Games And Outdoor Games 	Know about different games types of Games Games improve kid's learning experience and interest in studies which help them to score better grades. Games played can address numerous areas of growth and development including cooperation, problem solving, creativity and communication.	Paste a picture of your favourite sport on an A4 sheet. Write 2 rules to be followed while playing that game.

Project-


Term I

- ❖ Make a plate of 5 sense organs using paper plate. You can refer to the images shared for the reference .




Term- II




Make a collage on safety rules that we must follow on road with pictures on A-4 size pastel sheet.







Ms. Binita Gusain & Ms. Shilpi Pahuja (EVS COORDINATORS)

SUBJECT: General Knowledge TERM WISE SYLLABUS: Class 2 (2024-25) BOOK
PRESCRIBED: WOW ! World Within Worlds

S. No.	Month	Name of the Lesson	Key Concepts	Learning Outcomes	Suggested Activities
1	April - May	1. Air and Water 2. Life under water 	Properties of Air and Water Poem on Wind Saving Air and Water How water reaches the tap Water Sports SDG 14: Life below water facts Sea creatures	Know about the properties of Air and water, what pollutes them, various water sports and how water reaches our taps. Identify different sea creatures and learn amazing facts related to life under water	Recite the poem on Wind Music Integrated learning Animations and videos to be shown on different creatures under water. Paste or draw the pictures of any 5 Sea Creatures. Art Integrated learning
2	July	3. Amazing Animals CURRENT AFFAIRS	Riddles on Animals Animals and their young ones Animals in movies Herbivores and Carnivores Quarterly current affairs	Learn the difference between Herbivores and Carnivores, young ones of different animals. Enjoy and answer the riddles Update on latest happenings around the world	Animations and videos to be shown on variety of animals. Children can list out and classify animals on the basis of their food habits i.e. Plant eating, Flesh eating and eating both. Discussion on latest affairs
3.	August	4. Tracking Time 5. Earth, Dear Earth	Activities and time Time related compound words Facts about Earth Save Earth Landforms and Water bodies	Relate different activities done at specific time zone Identify various landforms, water bodies and	Riddles on Time Brainstorming Integrated with Maths Make a poster on 'SAVE EARTH'

				interesting facts about Earth	Art Integrated learning
4	September	<p>6. Around the World</p>  <p>7. My India</p>	<p>Facts about famous monuments Countries and their landmarks Languages Currency</p> <p>Indian culture Quiz corner Indian Monuments Famous Indians Dances of India</p>	<p>Recapitulation of the concepts learnt in Term – 1</p> <p>Identify the World's Famous Tourist Places, Various languages and currency</p> <p>Know about our Great Indian Personalities, Indian culture, monuments and dances.</p>	<p>Animations and videos to be shown on world famous monuments. Make a list of 10 countries along with its currency and the language spoken. AAC Activity</p> <p>Paste or draw the pictures of any 4 national symbols. Art Integrated learning</p> 

5	October & November	8. Weather and Seasons	Types of Weather and seasons Things to use in different seasons	Distinguish between weather and season 	Draw or paste pictures of 2 items used in different seasons. Integrated with Environmental Studies
		9. Science Trek 	Interesting science facts Solar system	Learn about the amazing facts of science and planets of our solar system	Make a DIY solar system box with play dough planets. Toy Integrated learning
		10. Our Vision	SDG 15 – Taking care of the land	Learn about the ways to go green than creating pollution so that we	Discussion and videos to be shown on the threats to environment
		CURRENT AFFAIRS	Quarterly current affairs	can save our environment Update on latest happenings around the world	caused by human activities. Discussion on latest affairs
6	December	11. All About Food	Indian dishes Famous tales and food Kitchen equipment Occupations	Recognise famous Indian dishes, kitchen equipment and occupations	Animations and videos to be shown on famous Indian dishes
		12. Sports Quiz 	Different sports Sports equipment Good behaviour	Learn and Identify different types of sports and material required to play them	Paste pictures of 4 indoor and 4 outdoor games. AAC Activity

7	January & February	13. Land of Stories	Quiz on famous tales and board game	Recall characters of famous tales	Discussion on famous tales Integrated with English/Game
		WORKSHEET ON REPUBLIC DAY		Learn about how and why Republic Day of our country is celebrated.	Children will share their knowledge on Republic Day celebration. Integrated with English
		14. Mixed Bag	Odd one out Riddles Comparison	Interconnect and understand concepts of odd one out and comparison	Encourage students to reply
8	March	CURRENT AFFAIRS	Quarterly current affairs	Update on latest happenings around the world	Discussion on latest affairs
		Test Paper 1-4		Recapitulation of the concepts learnt in Term – 2.	Revision through Test papers 1-4 Brainstorming

Ms. Pratima Sharma & Ms. Pallavi Dimri (GK COORDINATORS)

SUBJECT: Computer TERM WISE SYLLABUS: Class 2 (2024-25)

BOOK PRESCRIBED: Touchpad Plus Ver 2.1 By Orange Education Pvt. Ltd.


Month	Chapter	Sub units to be covered	Activities	Learning Outcome

April & May	Chapter - 1 More about computer	1.Computer and Man 2.Types of Computers 3.Places where computers are used	Identify pictures of different types of computers. Lab activity: Write the places where computers are used. Show videos related to the use of computer at various places given in the chapter.	How man and computers are different from each other, Different types of computers available. How computers are used for doing different types of work.
July	Chapter –2 Working of a computer	1. Input-processoutput cycle (IPO cycle) 2. IPO devices	Identify input process and output in day to day activity. To list correct sequence of steps for starting a computer. Lab activity: Use calculator Program for understanding IPO cycle. Drawing using Tux Paint	How a computer works.
August	Chapter – 3 Parts of a Computer	1.Input Devices 2.Processing Devices 3.Output Devices 4. Storage Devices	Show different types of Input, output and storage devices. Lab activity: Type the names of all input, output and storage devices you see in your lab in Wordpad	Functions of various types of devices attached to a computer.

September	Chapter – 4 Operating a Computer	1. Switching on a Computer. 2. Switching off a Computer	Lab activity: Practical grading on booting and shutting down a computer and Wordpad / Tux Paint	The correct way to start and shut down a computer
-----------	--------------------------------------------	------------------------------------------------------------------	-----------------------------------------------------------------------------------------------------------------------------	---------------------------------------------------------

October	Chapter - 5 The Keyboard and the Mouse	<ol style="list-style-type: none"> 1. Keyboard 2. Mouse 	<p>Lab activity: Tech Practice on page no 50</p> <p>Identify mouse button used for right click and left click. How to drag and drop icon placed on desktop screen.</p>	Functions of different type of keys on a key board and how to handle a mouse.
November	Chapter – 6 More on Tux Paint	<ol style="list-style-type: none"> 1.Starting Tux Paint 2.Parts of Tux Paint window 3.Tux Paint tools 4.Save Tool 5.Open Tool 6. Quit Tool 	<p>Lab activity: Draw the pictures given in Tech Practice Page no. 62</p>	<p>How to draw using the software -Tux Paint.</p> <p>How to make a slide show in Tux Paint.</p>
December January	Chapter - 7 More on Paint	<ol style="list-style-type: none"> 1.Parts of Paint window 2. Pencil, Brushes, Text, Magnifier and Colour picker Tools 3. Shapes group 4.Selecting a drawing 5.Moving the selection 6.Copping an image 7.Foreground and Background colour 	<p>Lab activity: Use your imagination and draw a flower vase.</p> <p>Draw the pictures given in Tech Practice Page no. 79</p>	<p>Learn how to draw using MSPaint software.</p> <p>Also learn how to draw different shapes in MS-Paint and how to select a drawing, move and crop it.</p>
February	Chapter - 8 Reasoning and Analysis	<ol style="list-style-type: none"> 1.Number Pyramid 2.Number Grid 3. Directions 	<p>Lab activity: Practical grading on Ms-Paint / Tux Paint.</p>	<p>Improve reasoning and analytical skill .</p> <p>Enhancing a child's creativity through drawing.</p>

February & March	Chapter –9 AI around us	1. AI machines 2. AI around us 3. Robots	Lab activity: Practical grading on MsPaint / Tux Paint.	Importance and usage of AI in our day to day life. Enhancing a child's creativity through drawing.
------------------------	----------------------------	------------------------------------------------	----------------------------------------------------------------------	-----------------------------------------------------------------------------------------------------------------------



SHRABANI KAR (COMPUTER CO-ORDINATOR)