





YEARLY SYLLABUS CLASS – 3, SESSION (2024 – 25)

SUBJECT - ENGLISH



1. Santoor Book 3 (NCERT)



2. Essentials of English Grammar and Composition 3 (Sultan Chand)


Month	Unit/lesson	Key Concept	Learning outcomes	Suggested Activities	Vocabulary
April	<u>Unit-1</u> <u>Fun With</u> <u>Friends</u> <u>(Picture</u> <u>Reading)</u> Ch- 1 Poem - Colours  Grammar L- 1 The Sentence (Definition Use of capital letter & full stop) L - 4 Nouns (Definition & Identification) L - 5 Types of Nouns (Common & Proper)	PICTURE COMPREHENSION RECITATION RHYMING WORDS READING SPEAKING VOCABULARY GRAMMAR	<ul style="list-style-type: none"> Recites the poem with correct pronunciation and intonation. Reads with comprehension Speaks about day and night and different ways of greeting. Understand the main idea of the text. Reads and comprehends the story with correct intonation and voice modulation. Writes about a visit to a garden. Describes a garden. Identifies and starts naming different naming words. Understands the difference between common and proper noun and their usage. Use of common nouns and proper nouns in speech and writing. 	Recitation with understanding Answer the questions Write the meanings of the words. Make sentences of your own with the given words. Pick out the rhyming words from the poem. Pick out the Nouns from the poem and write. Self-introduction. <u>Game Integration</u> <u>Word Building</u> <u>Game with Nouns.</u> (Every child speaks a naming word with the last alphabet of the word spoken by the previous child.) <u>Art Integration</u> Draw your 'Dream Garden' using different colours.	Words from text & compound words. Word bank stack, disparity, leaden, decade, buffet, annoy, vigour & zeal.

<p>May</p>	<p>Ch-2 Badal and Moti</p> 	<p>READING</p> <p>LISTENING</p> <p>SPEAKING</p>	<ul style="list-style-type: none"> ● Reads the lesson with correct pronunciation ● Listens to the stories or real-life experiences shared by the teacher related to the topic and tries 	<p><u>Audio Visual Aids</u></p> <p>Listen to the audio and watch the video . Identify the animal with its sound.</p> <p>Pick out the nouns from the lesson.</p>	<p>Word bank</p> <p>fence, venue, puzzled notice, yell, mumble, murmur,</p>
-------------------	--	---	---	--	--




	<p>Grammar L - 6 Singular & Plural (Rules for changing singular to plural)</p> <p>L - 7 Nouns: Gender (Types of gender)</p>	<p>VOCABULARY</p> <p>KNOWLEDGE / SURVEY</p> <p>GRAMMAR</p>	<p>to narrate them in their own words.</p> <ul style="list-style-type: none"> ● Narrates simple experiences and series of events to convey their intentions. ● Uses a variety of synonyms for common words. ● Gain knowledge about the pet animals, wild animals and domestic animals. ● Learn the various rules for changing singular to plural and vice versa. ● Learn the difference between countable & uncountable nouns. ● Differentiates between different genders. 	<p><u>Art and Craft</u> <u>Integration</u> Make a puppet of your favourite animal which you would like to keep as your pet and speak five facts about it.</p> <p><u>Game Integration</u> Bifurcate the various pictures given under “Male” or “Female”</p>	<p>abode, absorb, marvelous, frail, diligent & export.</p> <p>Words from text & antonyms.</p>
--	--	--	--	---	---


<p>July</p>	<p>Ch-3 Best Friends</p>  <p>Fun with Words</p> <p>Unit 2 Toys and Games(Pictu</p>  <p>re Reading)</p> <p>Grammar L - 8 's Review – 1 L - 9 Adjectives (Definition & Usage) L - 10 Comparisons (er & est) Listening Skill 1</p>	<p>READING</p> <p>VOCABULARY</p> <p>LISTENING</p> <p>PICTURE COMPREHENSION</p> <p>SPEAKING</p> <p>KNOWLEDGE / SURVEY</p> <p>WRITING SKILL</p> <p>GRAMMAR</p>	<ul style="list-style-type: none"> ● Learn new words. ● Read the lesson with correct intonation, voice modulation and comprehend the story. ● Speaks on the topic given about friends. ● Learn new words and frame sentences on their own. ● Upgrades their knowledge about various games played in olden times. ● Identify adjectives and use them correctly in sentences. ● Distinguishes between nouns and adjectives. ● Learn the degrees of comparison, their usage and conversion. 	<p>Give your opinion on how unity & friendship are important in life.</p> <p>Speak a line on “Life without toys”.</p> <p>Telephone Conversation between two friends.</p> <p>Write a few lines on the topic ‘My favourite toy or games.’</p> <p><u>EVS Integration</u> Distinguish between indoor and outdoor games.</p> <p><u>Art Integration</u> Draw/ paste a picture of your favourite sportsperson and write ten adjectives to describe him/her.</p>	<p>Words from text & synonyms.</p> <p>Word bank consequences, fortunate, sluggish, vacate, catch-22, zany, yelp, feast, urge & atrocious</p>
--------------------	--	--	--	--	---


August	Ch-4 Poem Out in the Garden 	RECITATION	<ul style="list-style-type: none"> ● Recites the poem with rhyme, rhythm and intonation. ● Reads with correct pronunciation and intonation. ● Comprehends the poem. ● Listen to the sound that comes from a shell. ● Learns new words, rhyming words, opposites and uses them in making sentences correctly. ● Identifies rhyming words. ● Speak and write a few lines about their experiences at a garden. ● Learn the use of past tense & articles in sentences. ● Express likes & dislikes in simple sentences. 	<p><u>Audio Visual Aids:</u> Watch the movie, “Toy Story” to experience the unimaginable life of toys.</p> <p><u>Hands-On Experience</u> Make a paper bag puppet or cardboard puppet using an old paper bag/ cardboard.</p> <p>Learns new words, opposites & uses them in making sentences correctly.</p> <p>Make sentences on your own.</p> <p><u>AAC ACTIVITY</u> List the various things you find around a garden.</p> <p>Speaking about likes & dislikes.</p> <p>Write a few sentences about objects in the classroom using prepositions.</p> <p>Picture description.</p>	Word bank brochure, demolish, ancestor, illusion, venue, vault, visual & whiskers. Words from text & Silent b words. eg. doubt, comb, dumb, tomb, lamb, numb, debt, thumb etc.
	Grammar L - 13 Verbs (Definition & Usage) Ch-5 Talking Toys 	READING LISTENING VOCABULARY KNOWLEDGE / SURVEY SPEAKING & WRITING SKILL GRAMMAR			
	L- 24 Preposition L - 11 A, An, The Listening Skill 2				



September	Ch-6 Paper Boats  Grammar L - 12 Pronouns L - 14 Is, Are, Am (Difference between Main verb & Auxiliary verb)	RECITATION	<ul style="list-style-type: none"> Read with correct intonation, voice modulation and comprehend the story. Listen to the poem and enjoy the rhyme and rhythm. Speak a few lines on the various occasions where balloons are used. Speak about the daily routine sequentially. Identify new words, meanings and understands, and make meaningful sentences. Write a few lines on your experience if you have chased any insect or animal. 	Identifies new words, makes sentences and uses them in everyday life. Narrates experiences as to when and where you have sailed the paper boats. Speaks about the daily activities done in proper sequence. <u>Character Enactment</u> Enact your favourite character from any story. Write a few lines on the given topic. <u>ART INTEGRATION</u> Draw a garden with butterflies Usage of “Is, am and are” with different nouns, pronouns, first person(Word bank feeble, fable, scholar, sculptor, sanctuary, toddler, vineyard, wasp, wonder, wander, yacht & suave, weapon, brittle. Words from text & rhyming words.
		READING			
		LISTENING			
		SPEAKING			
		VOCABULARY			
		WRITING SKILL			

	SELF ASSESSMENT	GRAMMAR	<ul style="list-style-type: none"> Understand the usage of “Is, am and are” in daily conversation. Differentiate between main verb & auxiliary verb. 	singular and plural) , second person (singular and plural) and third person (singular and plural) and inculcate in daily conversation. <u>Game Integration</u> Game- “Simon Says” to understand verbs better.	
--	-----------------	---------	--	---	--

October	<p>UNIT -3 Good Food (Picture Reading)</p>  <p>Ch-7 Poem- The Big Laddoo</p>  <p>Grammar L - 15 Was, Were L - 16 Have, Has, Had L - 17 Simple Present Tense L - 19 Simple Past Tense</p> <p>Listening skill 3</p>	<p>PICTURE COMPREHENSION</p> <p>RECITATION</p> <p>SPEAKING</p> <p>LISTENING</p> <p>READING</p> <p>VOCABULARY</p> <p>WRITING SKILL</p> <p>GRAMMAR</p>	<ul style="list-style-type: none"> ● Recite the poem with correct voice modulation, rhyme, rhythm and intonation. ● Listen to the poem and identify the main idea of the poem & list the rhyming words. ● Read with correct intonation, voice modulation and comprehend the story. ● Identify new words, and meanings and make meaningful sentences using can and cannot. ● Write simple sentences and answer the questions. ● Use simple present & past tense correctly in sentences. 	<p>Narrates experiences as to when, where they had travelled and observed different variety of food.</p> <p><u>AAC ACTIVITY</u> Discuss the various types of millets that we can include in our diet.</p> <p><u>ART INTEGRATION</u> Make a collage showing different dishes prepared during festivals.</p> <p>Draw/paste a picture of your favourite festival and write about special dishes & sweets prepared during it.</p> <p>Usage of ‘ was - were’ , “has,have,had” in simple conversations.</p> <p>Describe any one object of the classroom in simple present tense.</p>	<p>Words from text & homophones</p> <p>Word bank damp, dump, furious, gasp, endangered, marine, disciple, dessert, desert, illustrate, gaudy, ascend, descend & elevator</p>
November	<p>Ch- 8 Thank God!</p>  <p>Aachoo!</p> <p>Grammar L - 18 Present Continuous Tense</p>	<p>READING</p> <p>LISTENING</p> <p>VOCABULARY</p> <p>WRITING SKILL</p>	<ul style="list-style-type: none"> ● Read with correct intonation, voice modulation and comprehend the story. ● Speak about various seasonal fruits. ● Identify new words and meanings and make meaningful sentences. ● Write simple sentences and 	<p><u>AAC ACTIVITY</u> 1. Discuss in class how you will take care of your plants. 2. Discuss in class how you will take care of your pets.</p> <p>Describe any process as making a salad, making a paper bag etc. with linkers.</p> <p><u>ART INTEGRATION</u> Using clay makes various animals.</p>	<p>Words from text & homonyms.</p> <p>Word bank ascent, assent, kernel, colonel, vain, vein, creek, creak, site, sight,</p>

	L -20 Simple Future Tense	SPEAKING GRAMMAR	<p>answer the questions.</p> <ul style="list-style-type: none"> Identify homes and sounds of various animals. Understand the usage of present progressive in speech & writing. 	<p>Discussion on the importance of animals in our lives.</p> <p>Worksheets based on tenses will be given.</p>	whirlwind & backyard
December	<p>Ch- 9 Madhu's Wish</p>  <p>Grammar</p> <p>L -21 Can, Cannot; Should, Should not L - 22 Short Forms</p> <p>Review 2 L - 23 Adverbs (Definition & Usage)</p>	<p>READING</p> <p>SPEAKING</p> <p>LISTENING</p> <p>VOCABULARY</p> <p>KNOWLEDGE / SURVEY</p> <p>WRITING SKILL</p> <p>GRAMMAR</p>	<ul style="list-style-type: none"> Listen to the poem and enjoy the rhyme and rhythm. Learn new words related to the various occupations of people. Read with proper pronunciation and intonation. Learn new words and make use of them in their daily speech. Distinguish between adjectives and adverbs. Identify the opposite words and synonyms. Use of short form in sentences. Identify adverb. 	<p><u>AAC ACTIVITY</u> Paste pictures of our helpers and write how their services are helpful to us.</p> <p><u>ART INTEGRATION</u> Make a table mat. (Refer Pg-100)</p> <p>Let us write a story -Given on pg -98 Usage of tenses- simple present and simple past tenses.</p> <p>Usage of ‘can - can not, should-should not’ Speak about themselves using can/cannot.</p> <p><u>Informal letter</u> Write a letter to your grandparents expressing your happiness with the gift sent by them.</p>	<p>Words from text.</p> <p>Word bank cuddle, tiptoe, plunge, ponder, champion, cemetery, disdain, vegan, valour, crumble, twitter, screech, upholstery & tycoon</p>

January	Unit-5 The Sky (Picture Reading) Ch- 10 Poem- Night  Grammar L - 25 Conjunction (And, but, or & because) L - 26	PICTURE COMPREHENSION RECITATION LISTENING SPEAKING VOCABULARY	<ul style="list-style-type: none"> Learn new words and make use of it in their daily speech. Speak coherently on the given topic. Recite the poem with correct voice modulation, rhyme, rhythm and intonation. Identify the rhyming words. Read with proper pronunciation and intonation. Learn new words and make sentences of their 	<p><u>AAC ACTIVITY</u> Identify the different signs of sign language.</p> <p><u>GAME TIME</u> “I SPY”</p> <p><u>Art Integration</u> Draw and speak about any one constellation.</p> <p>Make a thank you card for God and express how he/she is thankful for giving us natural resources to cherish life.</p>	Words from text, sound words & feeling words. Word bank lexicon, aspire, commute, hobby, sprint, infirmary, edge, spiritual, strike, lego, logo, terrace,
	Interjections Listening Skill 4	KNOWLEDGE / SURVEY WRITING SKILL GRAMMAR	own with the words. Learn words used in telephonic conversation. Use of correct interjection.	Discussion on daily routine and how it has changed now a days. Joining sentences using “and” and “but”.	barrier & mantle.

February & March	Ch- 11 Chanda Mama Counts the Stars	READING	<ul style="list-style-type: none"> Read with proper pronunciation and intonation. Read with Comprehension Learn new words and make use of it in their daily speech. Make sentences of their own with the words Learn new words and make use of it in their daily speech. Learn Homonyms and identify them. Observe the given picture and frame a story. Deliver dialogues with proper intonation. Use of comma. Write suitable questions using the correct question words. 	Write the meanings of the words. Make sentences of your own with the given words.	Words from text, Words with prefix - un & dis
		LISTENING		Reading the text and recording. Answer the questions.	Words with Suffix – Ful & less
	Grammar L - 3 The Comma L - 2 Asking Questions L - 27 Understanding Words	SPEAKING		Draw a picture of the moon and write a few lines about it.	Word bank dusk, disperse, applaud, cling, passion, dawn, horizon, echo, boulder, rigid, chariot explore, generous & scattered
	Ch- 12 Chandrayaan	VOCABULARY		Underline the silent letters. <u>Art Integration</u> Make Wind Chime with the shapes of the moon and the stars. <u>AAC ACTIVITY</u> Using toys to tell an animal story. Visualizes and frames a story. Tell a story or sing a song about the moon in your mother tongue. Punctuate the sentences using punctuation marks appropriately , such as full stop, comma, question mark and capital letters and write.	
		WRITING SKILL			
	Listening Skill 5 SELF ASSESSMENT	DRAMATISATION			
		GRAMMAR			

Projects

Term I: Make a story map from Aesop's fables/Arabian Nights/Panchatantra.

Term II: Design a poster for your school's Annual Winter Carnival to be held in December with slogans.



Richa Sharma






Apoorva Goyal



SUBJECT - MATHEMATICS


1. Math – Maths Mela (NCERT)


2. Maths Weaves Practice Book (Eupheus Learning)

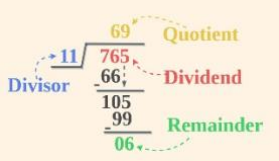
Month	Unit/lesson	Key Concept	Learning outcomes	Suggested Activities and Skills

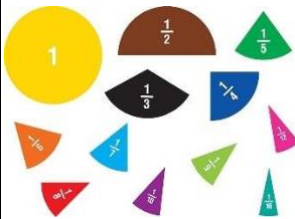
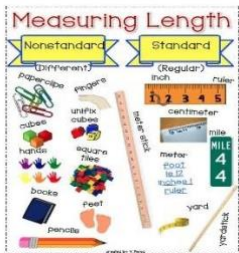
<p>April</p>	<p>L -1</p> <p>What's In A Name?</p>  <p>L-3</p> <p>Double Century</p> 	<ul style="list-style-type: none"> ● Forward Counting ● Numbers Beyond 1000 ● Missing Numbers ● Grouping Numbers ● Number names ● Skip counting ● Place value and face value ● Expanded form and short form ● Predecessor and successor ● Mental Maths <p>Pages- 1 to 7</p>	<p>To read and write forward counting.</p> <p>To write number names.</p> <p>To read and write four-digit numbers.</p> <p>To find place and face value of the given digits.</p> <p>To write expanded and short form of the given numbers.</p> <p>To find out successor and predecessor.</p>	<p>Grouping Activity- using kidney beans, bindis or beads.</p> <p>Number puzzles.</p> <p>Problem solving, critical thinking and reasoning.</p>
<p>May</p>	<p>L-6</p> <p>House Of Hundreds</p>  <p>L – 9</p> <p>House Of Hundreds-II</p>	<ul style="list-style-type: none"> ● Number Names ● Odd & even numbers ● Roman Numerals (1 to 20) ● Number series ● Comparison of numbers ● Ascending and descending order ● Forming Greatest and Smallest 4-digit numbers ● Mental Maths <p>Pages – 8 to 14</p>	<p>To identify odd/even numbers.</p> <p>To read and write Roman numerals.</p> <p>To create the number series.</p> <p>To compare the given 4-digit numbers.</p> <p>To form the greatest and smallest 4-digit numbers.</p>	<p>Make a model of a clock using a cardboard and display the Roman numerals on the clock.</p> <p>Art integration. Creative and critical thinking</p> <p>Write the names of your any five family members. Note down their birth year. Circle the odd numbers also arrange them in ascending order.</p>


<p>July - August</p>	<p>L – 4</p> <p>Vacation With My Nani Maa</p> <div data-bbox="229 208 497 560">  </div>	<ul style="list-style-type: none"> • Properties of addition • Terms Related to addition • Addition of 3-digit and 4-digit numbers • Missing addends • Horizontal addition • Word Problems • Properties of subtraction • Terms related to subtraction • Subtraction of 3-digit and 4-digit numbers • Horizontal subtraction • Word Problems • <p>Mental Maths Pages – 15 to 26</p>	<p>To know addition terminology.</p> <p>To arrange and add the given numbers.</p> <p>Framing statements</p> <p>To know terms related to subtraction.</p> <p>To arrange and subtract the given numbers.</p>	<p>Use digits 1 to 9 to get the magic sum 15.</p> <p>(Book Page- 37)</p> <p>Critical thinking and problem solving.</p>
<p>September</p>	<p>L – 5</p> <p>Fun With Shapes</p> <div data-bbox="215 1209 507 1496">  </div> <p>L-2 Toy Joy</p>	<ul style="list-style-type: none"> • 2-D shapes • Sides and corners • Curved lines, straight lines • Making objects with plane shapes • Making rangoli • Tangram • 3-D shapes • Edges, vertex, face • <p>Mental Maths Pages – 62 to 69</p>	<p>To identify various 2-d and 3-d shapes.</p> <p>To differentiate between solid and plane shapes.</p> <p>To relate shapes with the objects of daily use.</p>	<p>Roll the dice and play wise. Book Pages- 12 and 13</p> <p>Art integration and creative thinking.</p> <p>Create any living being by using tangram.</p> <p>Make an envelope with a square piece of paper.</p>




October	L-7 Raksha Bandhan 	<ul style="list-style-type: none"> Repeated addition as multiplication Terms related to multiplication 	To relate multiplication as repeated addition. To multiply 3-digit numbers with 2digit numbers.	Make colourful rakhi by using flowers, threads, beads etc.
---------	--	--	--	--

		<ul style="list-style-type: none"> Properties of multiplication Multiplication facts and tables Multiplying 2 - digit numbers Multiplying by 0, 1, 10, 100 & 1000. Mental Maths Pages- 27 to 36		Critical thinking and creative thinking. Fun way of writing table by using straw or sticks. (Book Page- 98)
--	---	--	--	--

November	L – 7 Raksha Bandhan (continued) 	<ul style="list-style-type: none"> Concepts of Division Division by grouping Terms related to division Properties of division Long Division (2 and 3-digit numbers) Division by 10, 100 and 1000 Word problems Mental Maths Pages –37 to 46 Pages 73 to 75	To represent division by equal grouping and repeated subtraction. To related division and multiplication.	Represent the division by using kidney bean, colors or beads. Solve the division squares. Critical and analytical thinking.
----------	--	---	--	--

December	<p>L – 8</p> <p>Fair Share</p>  <p>L-10</p> <p>Fun At Class Party</p> 	<ul style="list-style-type: none"> ● Introduction- numerator, denominator ● Whole, half, one-fourth and three-fourths ● Mental Maths <p>Pages- 47 to 55</p> <ul style="list-style-type: none"> ● Measuring length ● Unit of length ● Instruments to measure length ● Measuring long distances 	<p>To divide the objects or figures into various fractions.</p> <p>To identify objects based on length.</p> <p>To convert the units of length.</p>	<p>Paper folding to show various fractions.</p> <p>Critical thinking and creative thinking.</p> <p>Measure the length of the given objects paste related pictures.</p> <p>Measuring skill.</p>
----------	--	--	--	--

		<ul style="list-style-type: none"> ● Conversion of different units of length ● Mental Maths <p>Pages 56 to 61</p>		
January	<p>L-11</p> <p>Filling And Lifting</p> 	<ul style="list-style-type: none"> ● Measuring capacity ● Units of capacity ● Instruments to measure capacity ● Conversion of different units of capacity ● Measuring weight ● Units of weight ● Instruments to measure weight ● Conversion of different units of weight ● Mental Maths <p>Pages 56 to 61</p>	<p>To identify capacity of various objects.</p> <p>To convert various units of capacity.</p> <p>To identify objects based on weight.</p> <p>To convert various units of weight.</p>	<p>Measure the capacity of lemon juice and water (in ml) required to prepare 300ml of 'lemonade'.</p> <p>Experiential learning.</p> <p>Measure the weight of your family members along with yourself and write it in tabular form.</p> <p>Make a list of 3 things that are less than and more than half kg.</p>

February	<p>L - 13</p> <p>Time Goes On</p>  <p>L-12</p> <p>Give And Take</p> 	<ul style="list-style-type: none"> ● Hands of a clock ● AM and PM ● Conversion of units of time ● Writing dates ● Reading the Calendar ● Timeline ● Identification of denominations ● Writing rupees and paise ● Converting rupees into paise & vice-versa ● Addition and subtraction ● Mental Maths <p>Pages- 70 to 75</p>	<p>To read the analog clock.</p> <p>To convert days into hours and hours into minutes.</p> <p>To identify various denominations of Indian currency.</p> <p>To convert various paise into rupees and vice-e-versa.</p>	<p>Make your own birth certificate on an A4 sheet.</p> <p>(Book Page- 140)</p> <p>Critical thinking and creative thinking.</p> <p>Make a money purse by using paper.</p> <p>Buy any five stationery items and make a cash memo.</p> <p>Life skills.</p>
March	<p>L-14</p> <p>The Surajkund Fair</p> 	<ul style="list-style-type: none"> ● Patterns around us ● Patterns with numbers and geometrical shapes ● Data Handling ● Mental Maths <p>Pages- 76 to 80</p>	<p>To create various patterns by using shapes and numbers.</p> <p>To read and analyze the given data.</p>	<p>Form two secret messages for your family to keep them safe.</p> <p>Critical thinking.</p> <p>Create pattern using shapes.</p> <p>Art integration.</p>

Projects:


Term 1: Build a house, tower or rocket using different 3-d shapes.

Term 2: Make a multiplication wheel.




Isha Bindra





Shreyasi







SUBJECT – Environmental Science
Class-3 (NCERT)




Our Wonderous World Textbook for

Month	Unit / Lesson	Key Concept	Learning Outcome	Suggested Activity
April & May	Unit 1 Our families and Communities L-1 Family and Friends 	What is a family? Types of families Relationship in a family Resemblance in a family Living together Family tree	Importance of family ties will know that family provides the basic needs & understand family values.	Art Integrated Learning Draw a 'Family Tree.' Name the relation and paste the pictures of the family members.

July	<p>Unit 2 Life Around Us L- 4 Getting to Know Plants</p>  	<p>Types of plants Diversity in plants Uses of plants Different types of leaves Identification of leaves through their smell, colour, shape and size.</p>	<p>Classification of plants into herbs, shrubs trees, climber & creeper, types of leaves, to explore the essential requirements for a plant's survival and take steps to nurture them.</p>	<p>Art Integrated Learning Draw a large tree trunk with many branches. Collect leaves of different shapes & sizes and paste them on the branches to make a unique tree. Nature Walk around the school garden and know the names of the plants. Write about the use of leaves in our daily life. Art Integrated Learning Rubbings of tree trunks of different plants.</p>
August	<p>L- 5 Plants and Animals Live Together</p> 	<p>Animals and Plants living together Life in the soil, Different parts of plants used by animals, birds & insects, different birds different sounds.</p>	<p>Learning through nature and diversity in the animal world, identification of animal & insect movement, colour and texture of soil</p>	<p>Toy Integrated Learning Look around and make your own designs of animals using thumb and fingerprints. Arrange the animals based on their sizes from smallest to the biggest.</p>
	<p>L- 6 Living In Harmony</p> 	<p>Domestic animals, uninvited animals, birds & insects, taking care of animals & plants in our homes, Our</p>	<p>Learning about how humans are deeply connected to plants and animals, things we get from plants and animals and to</p>	<p>Learn by doing Make a collage of things we get from plants Classroom interaction on Taking care of domestic animals and plants</p>

<p>September</p>	<p>Unit 3 Gifts of Nature L – 7 Water – A Precious Gift</p> 	<p>dependence on plants & animals.</p> <p>Poem on water Sources of water Evaporation Condensation Water-cycle Ways to store water. Uses of water Water pollution</p>	<p>extend our kindness to all living beings.</p> <p>Management & conservation of water, to know the uses of water, identification of containers to store water, measures to prevent water pollution.</p>	<p>Art Integrated Learning Create a poster on water conservation. Learn by doing. Children will put water in different vessels and observe the shape taken by water. Survey -Teacher will prepare a questionnaire for children to do a survey in their locality to improve their local knowledge about the water supply situation.</p>
------------------	---	--	--	---

October	Unit 1 Our Families and Communities L-2 Going to the Mela 	Relationships between near and far families, visit to the mela, exploring different stalls and games, families helping each other in a community.	Will learn to enjoy with the near and dear ones in the fun filled atmosphere, learn to prepare for a trip, transport used for a short trip.	Classroom interaction on why engines and ambulances are present in a mela? Sharing Experience Share with the class the interesting things they would do in the mela.
November	L-3 Celebrating Festivals 	Celebrating different festivals, foods and clothes associated with festivals, celebrating festivals with family and friends.	Learning about celebrating community festivals, learning about cultural practices that people enjoy during festivals.	Art Integrated Learning Create a poster on any one festival of India. Toy integrated learning Prepare a plate of food platter related to any one festival of India
December	Unit 3 Gift of Nature L- 8 Food We Eat 	Different kinds of food we get from plants and animals. Cultural diversity in food Food items eaten according to age Balanced diet Healthy food habits	Will learn about vital role of food in maintaining our health. Will identify different food items we eat. Will know the nutrition we get of different food items.	Toy integrated learning Prepare a plate of healthy food for yourself and speak about it. Classroom interaction on food eaten by people in different states.

January	<p>L- 9 Staying Healthy and Happy</p>  <p>Unit 4 Things around Us L- 10 This World of Things</p> 	<p>Importance of maintaining cleanliness and good health, cleanliness in our homes and surroundings, regular exercise, avoiding strangers</p> <p>Explore things around us, things we get from nature, things made by people, diverse properties of various materials</p>	<p>Food eaten by different age groups. Learn about the importance of a balanced diet.</p> <p>Will learn about the importance of good health, use of natural ingredients for cleaning the house, different types of exercises for strengthening and flexibility of body</p> <p>Learning about things that we make and use to live comfortably, natural resources that provide us with different materials</p>	<p>Activity – Few exercises to be done in the class.</p> <p>Discussion on traditional methods for household cleaning.</p> <p>Classroom interaction on things that we get naturally and things that are made artificially</p> <p>Activity on seeing through things – transparent, translucent & opaque</p>
February	<p>L – 11 Making Things</p> 	<p>Different materials and how they are used, patterns in nature, types of houses, safety gear used while working.</p>	<p>Will learn about different types of houses and their construction using natural resources, importance of adhering to safety rules.</p>	<p>Toy integrated learning Make a model of any two things using clay</p> <p>AAC List the names of different types of safety gears used while working at construction sites and by fire brigade.</p>

March	L – 12 Taking Charge of Waste	National Cleanliness Day, How is waste created, waste management, 3 R's, waste segregation, keeping our surroundings clean.	Will learn about the importance of putting trash in designated areas, understanding the value of recycling, reusing.	Art Integrated Learning Create a poster on waste management. Classroom interaction on garbage segregation and disposal.
--------------	---	---	--	--

PROJECTS:

TERM I: Create a “Family Tree” by pasting pictures of your family and very close relatives. Also write about your relationship with them. You may do it on an A4 sheet or may present it as a model.

TERM 2: Make a model of waste bins for segregating household waste.



Jyoti Sidhu

ह िंदी पाठ्यक्रम कक्षा तीन 2024- 25

पस्तकें ु 1. वीणा -3. 2. प्रथम भाग -3 (व्याकरण) , (वाचन, पठन व श्रवण कौशल हेतु)

प्रथमसत्र						
मा	पाठ	व्याकरण	शब्दकौशल	श्रवणकौशल	वाचनकौशल	रचनात्मक अभिव्यक्ति
अप्रैल	1. सीखो (कवव ता) 2. चीटीं ी (कविता)	1. भाषा और व्याकरण 2. वणणमाला	अपने नाम का अर् ण समझना	कहानी सननाु छात्रों में भाषा व साहहत्य के प्रतत रूचच पैदा कराना।	नई तकनीकों की जानकारी प्राप्त करना।	ववभभन्न राज्यों और उनकी भाषाएं- ताभलका
मई	3. ककतने पैर (कहानी)	3 शब्द व वाक्य 4. संज्ञा	नाम वाले शब्दों की जानकारी	शब्दों के मानक रूप का ज्ञान कराना।	ववभभन्न जीव जंतओं के पैरों की संख्या की भशक्षा से अवगत करना	चचत्र देखकर संज्ञा शब्द छांटकर भलखो
जलाई	4. बया हमारी चचड़िया रानी (कववता) 5. आम का पेड़ (कहानी)	5. भलगं 6.वचन 7. सवनण ाम	सवनण ाम शब्दों का ज्ञान	आम के पेि के बारे में जानकारी देना	आम के पेि के बारे में बातें करना।	चचत्र देखकर पभलगंु और स्त्रीभलगं शब्द भलखखए
अगस्त	6. बीरबल की खखचीी (कहानी) 7. भमत्र को पत्र	8. विशेषण 9. विया	ववशेषता बताने वाले शब्दों का ज्ञान	शद्धु सनकरु शद्धु बोलने का अभ्यास कराना।	हमें कभी अपनी उम्मीद नहीं छोिनी चाहहए और अपना सवश्रण ेष्ठ कायण करना चाहहए	ववभभन्न वस्तओं ु के नाम उनकी ववशेषता सहहत चचत्रात्मक शैली में भलखें
भसतम्बर	8.. चतर गीदडु 9. प्रकृतत पव ण फूलदेई	10. शुद्ध शोधन	समानार्ी शब्दों का ज्ञान श्रतलेखनु	श्रतभावु ग्रहण गद्यांश।	लोक कर्ाओं स े पररचचत	ववभभन्न वस्तओं ु की आवाजों से पररचचय

द्वितीय सत्र


अक्टूबर	10. रस्सा कशी (गीत) 11. एक जादुई वपटारा(कविता)	11. शब्द भीड़ार-पयायिची विलोम िाक्ाींशो ीं के वलए एक शब्द	पयाणयवाची शब्दों का ज्ञान। शब्दार्ण तर्ा ववलोम शब्दों का ज्ञान।	कहानी सननाु छात्रों में भाषा व साहस्य के प्रतत रूचय पदै ा कराना।	बच्ों ीं को रस्सा कशी खेल के बारे में जानकारी देना	चचत्र तर्ा शब्द संकेतों की सहायता से वाक्य परू करना।
नवम्बर	12. अपना अपना काम 13. पेड़ो ीं की अम्मा वथमक्का	12. विराम वचन्ह 13. महावरे	चक्की पर पीसने वाली चीजों के नाम ववभभन्न जानवर और उनकी बोभलयां	शब्दों के मानक रूप का ज्ञान कराना।	चर्मक्का जजन्होंने पेिों के भलए बहुत काम ककया उनके जीवन की जानकारी देना	महावरों का ु प्रयोग करते हुए वाक्य तनमाणण
हदसम्बर	14. ककसान की होभशयारी 15. भारत	14. अपहठत गद्यांश 15. पत्र लेखन	श्रतलेख।ु पशु-पक्षक्षयों की बोभलयों के जोिे बनाना।	धैयपणवकणू सननाु ,	बदचधमता और ु चतराई से ककसी भीु समस्या का हल तनकाला जा सकता है	ररक्त सूान भरकर पत्र को पराू करना।
जनवरी	16. चंद्रयान (संवाद)	16. अनच्छेद ु लेखन 17. चचत्र वणनण	शब्दों के पराने रूप का ज्ञान।	शद्धु सनकरु शद्धु बोलने का अभ्यास कराना।	बच्चों को चंद्रयान के बारे में जानकारी देना	चचत्र कर्ा लेखन।
फरवरी	17. बोलने वाली मांद 18. हम अनके ककंत एक ु (कववता)	18. कहानी लेखन 19. बातचीत या सीिाद 20. सींख्या	कहानी लेखन का अभ्यास	श्रतभावु ग्रहण गद्यांश।	बच्चों को भारत की एकता के बारे में समझाना।	

पररयोजनाकायय

प्रथमसत्र-


सिंजा और उसके िंदों की पररिषा को एक चार्य पेपर पर चचत्रों के द्वाारा समझाइए।

द्ववियसत्र - पयायवरण सिरंक्षण पर दो पिंक्तियों का एक स्लोगन भलखें
िथा चचत्र िी बनायें



Taruna Rai

SUBJECT – General Knowledge Book - WOW! World Within Worlds 3

Month	Name of the Lesson	Key Concepts	Learning Outcomes	Suggested Activities
April - May	Unit-1 World of Animals 	<ul style="list-style-type: none">• Animal and birds found around the world• Facts about animals• Food habits of animals• Birds• Animal Characters based on Cartoons and Movies	Identify common animals of the world. To know about interesting facts & food habits of animals. To relate cartoon characters with animals.	Make a poster on Save Animals Art Integrated Activity
	Unit-2	<ul style="list-style-type: none">• Types of Water bodies• Sources of water• Famous Water bodies around the world• Indian lakes• Water Sports	List the names of water bodies. To know about water sports. To find ways to conserve water for future use.	Paste pictures of various sources of water



Water, Dear Water

July

Unit-3 Fun With Sports



Unit-4



Puzzle Time

- National Sports
- Indian Sports Stars
- Indoor Games
- Virtual Tour – Cricket
- Track and Field events
- Place where a sport is played

- Number tree
- Riddles
- Missing boxes
- Quiz Time

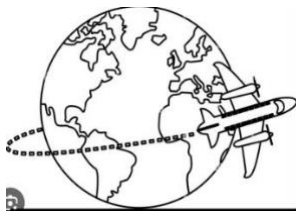
Will learn about National sport of different countries, various sport terms, Indian sports stars.

Some interesting information about football, games which are played individually & as team sport, sports quiz, virtual tour of cricket field.

Solve different number puzzles and riddles to learn in a playway manner.

Paste pictures of 4 indoor and 4 outdoor games.

AAC Activity



Around The world

Test paper 1
Test paper 2

October




Unit-9
Knowing India



- Facts about India
 - Major historic Events of India
 - Nicknames of the famous cities
 - Famous freedom fighters
 - Famous Indians
- Quiz time

Will learn about some interesting facts about the different states of India.
Will know the major Historic events of India.
Will gain knowledge about the States, their capitals, old and new names, and nick names given. Will identify Indian freedom Fighters and famous Indian Politicians and Slogans given by them.

Critical Thinking
If you were to rename your city or town, what name would you choose and why? Talk about it in the class.

January	Unit -14 Our Vision 	<ul style="list-style-type: none"> • Healthy food habits • Mid-day Meal Scheme • Avoid wasting food • Food Pyramid • Share extra food with needy 	<p>Will gain knowledge about the various schemes the government runs for the welfare of the needy.</p> <p>Will gain knowledge about Mid-Day Meal Plan that takes place in government schools all over India.</p> <p>Will learn about food pyramid.</p>	Discuss about SDG in class
February - March	Unit- 15 Melodious Music  Unit -16 Work People Do  Test paper 3 Test paper 4	<ul style="list-style-type: none"> • Different types of music instruments • Quiz on concepts of music • Famous musicians of India <ul style="list-style-type: none"> • Types of profession • Profession of famous Indians 	<p>Will know about the different types of musical instruments and the famous musicians.</p> <p>Will learn about the various professions.</p>	Activity 1 Mask making - Make a mask with thermocol plate Activity 2 Time management - Make your time table of a week.

Current Affairs to be done quarterly.

Activities:

1. Speak a few lines about your favourite sport and sport star.
2. Class quiz on animals.
3. Class quiz on body facts.
4. Class party on a balanced diet.

SUBJECT: COMPUTER SESSION 2024-2025

PRESCRIBED BOOK: TOUCH PAD– 3 VER 2.1 BY ORANGE PUBLICATIONS

Month	Chapter	Contents	Activities	Learning Outcomes
April & May	Chapter - 1 Computer system	Computer system Computer Hardware, Software, Data and information Input-processoutput cycle Hardware & Software Types of software - Application Software and Operating System	To classify the different types of software in a computer. Differentiate between hardware and software. Lab Activity pg no 18	Identify the hardware components of a computer. Explain the relationships between the components of a computer and how data are transferred among the components.
July & August	Chapter - 2 Introduction to MS Windows 10 Chapter - 3 Let's learn Paint 3D	Starting Microsoft Windows Windows - desktop, Task view and control buttons. Working with Paint 3D, Paint 3D window, Creating 2D and 3D shapes, Selecting a shape, adding text, save and open a file, closing Paint 3D	Label the parts of a taskbar, Rearrange the letters to get the correct word pg no 27. Lab activity pg no 28 Lab activities pg. 41 & 42. To draw any land transport Draw moon	Identify the Start Menu, Taskbar and customizing settings in Windows 10. 1. Summarize usages of Search in Windows 10. To enable the students to create and edit fun, cartoony 3D objects and scenes.
September	Chap - 1-3 & Introduction of Ms-Word 2016	Recapitulation of the topics covered in first term	Quiz & MCQ's	Practical grading / skill test on Paint 3D & MsWord.
October	Chapter - 4 Using Ms Word 2016	Uses of Word 2016 Starting Ms-Word, Parts of Word window, entering text, creating, saving, opening and exiting a word file.	To write about oneself and My school in a Ms-Word document. Lab Activities Pg. 51.	To enable the students to Create, edit, save. open and print documents.
November	Chapter -5 Editing and formatting in Ms-Word Chapter - 6 Internet	Selecting, editing and formatting the text Uses of Internet, Requirement for an internet, Internet terms, disadvantages of internet	Lab activity pg no: 69 Write the types of alignment in MsWord and what are the short cut keys of the same. Complete the project given on pg. no 76	To enable the students to Format text, use styles, page color , page borders to beautify the document. Students will have an understanding of what the Internet is, its purpose and function for users. Students will develop an understanding of
				online-related vocabulary.

Month	Chapter	Contents	Activities	Learning Outcomes
December	Chapter – 8 Let's learn Scratch	Starting Scratch, components of scratch, blocks, adding a sprite, creating a new project, changing appearance of the sprite, saving, opening and exiting scratch.	Download Scratch and complete the lab activity given on pg. no 96 & 97.	To enable the students to help them develop 21st century learning skills: thinking creatively, communicating clearly, analyzing systematically, using technologies fluently, designing iteratively and learning continuously..
January	Chapter – 9 AI-Enabled Devices	Smartphones, Chatbot, Driverless cars, Smart speakers, Smart watch, Smart tv and Smart doorbell	Complete the fun zone given on pg no. 104 & 105.	To enable the students to understand the concept of Artificial intelligence and its uses in our day to-day life.
February	Chap - 5- 9	Recapitulation of the topics covered in second term	Quiz & MCQ's	Practical grading / skill test on Scratch.